



Wireless Headphones

MODEL NUMBER: 76747

USER GUIDE

After Sales Support

UK/N.IRELAND HELPLINE N°: 01270 508538
REP.IRELAND HELPLINE N°: 1800 995 036
WEBSITE: www.qesh.co.uk
EMAIL: enquiries@qesh.co.uk



Contents

1. Welcome Section
2. General Information & Safety Instructions
3. Contents & Features
4. Layout
 - Headphones
- Fitting
 - Adjusting The Headphones
5. Checking The Adaptor
 - Adaptor Information
6. Charging
 - Charging The Headphones
7. On/Off Control
 - Power On
 - Power Off
 - Standby Mode
8. Controls
 - Button And Jog Wheel Controls
9. Bluetooth®
 - Pairing
 - Pairing A Second Device
10. FAQ
11. Specifications

After Sales Support

UK/N.IRELAND HELPLINE N^o: 01270 508538
REP.IRELAND HELPLINE N^o: 1800 995 036
WEBSITE: www.qesh.co.uk
EMAIL: enquiries@qesh.co.uk

Welcome Section

Congratulations!

You have made an excellent choice with the purchase of this quality MAXTEK® product.

By doing so you now have the assurance and peace of mind which comes from purchasing a product that has been manufactured to the highest standards of performance and safety, supported by the high quality standards of Qesh Ltd.

We want you to be completely satisfied with your purchase so this MAXTEK® product is backed by a comprehensive manufacturer's 3 year warranty and outstanding after sales service through our dedicated helpline.

We hope you enjoy using this product for many years to come.

If you require technical support or in the unlikely event that your purchase is faulty, please telephone or email our helpline for immediate assistance. Faulty product claims made within the 3 year warranty period will be repaired or replaced free of charge provided that you have a satisfactory proof of purchase (keep your receipt safe). This does not affect your statutory rights. However be aware that the warranty will become null and void if the product is found to have been deliberately damaged, misused and/or disassembled.

After Sales Support

UK/N.IRELAND HELPLINE N°: 01270 508538
REP.IRELAND HELPLINE N°: 1800 995 036
WEBSITE: www.qesh.co.uk
EMAIL: enquiries@qesh.co.uk




General information & Safety Instructions

Rechargeable Polymer Li-ion battery inside headphones.

Do not dispose of batteries in your household waste.

Please contact your local authority for details on safe disposal.

Always fully charge the headphones before long term storage and top up the charge every 4 months to avoid damaging the battery.



Electrical and electronic equipment (EEE) contains materials, parts and substances, which can be dangerous to the environment and harmful to human health. Therefore waste electrical and electronic equipment (WEEE) must be disposed of correctly.

Equipment, which is marked with the WEEE logo (as shown on the left), should not be thrown away with your household waste. Contact your local authority waste disposal department, as they will be able to provide details of the recycling options available in your area.



To prevent possible hearing damage, do not use at high volume levels for long periods.



After Sales Support

UK/N.IRELAND HELPLINE N°: 01270 508538

REP.IRELAND HELPLINE N°: 1800 995 036

WEBSITE:

www.qesh.co.uk

EMAIL:

enquiries@qesh.co.uk

Contents & Features

Contents

- 1 x Bluetooth® 4.1 headphones
- 1 x Micro USB charging cable

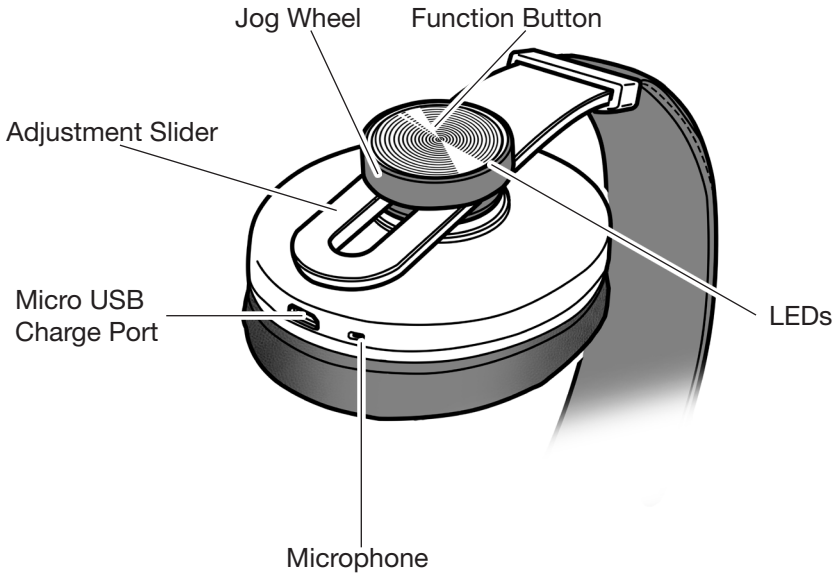
Features

- Bluetooth® V4.1
- Frequency Range 2.4GHz
- Bluetooth® Mode Headset/Handsfree/A2DP/AVRCP
- Operation Range Up to approximately 10 metres
- Talk/Playing Time Up to 12 hours
- Standby Time Up to 150 hours
- Charging Time 3 hours
- Dual device pairing

After Sales Support

UK/N.IRELAND HELPLINE N°: 01270 508538
REP.IRELAND HELPLINE N°: 1800 995 036
WEBSITE: www.qesh.co.uk
EMAIL: enquiries@qesh.co.uk

Layout




Please note:

The Jog Wheel is spring loaded to return to the neutral position and will only rotate so far. Do not force jog the wheel round beyond it's limit.

Fitting

Adjusting The Headphones

You can change the fitting of the ear cups by sliding the cups up and down the adjustment slider to suit the size of your head and for comfort.



After Sales Support

UK/N.IRELAND HELPLINE N^o: 01270 508538

REP.IRELAND HELPLINE N^o: 1800 995 036

WEBSITE:

www.qesh.co.uk

EMAIL:

enquiries@qesh.co.uk

Checking The Adaptor

Adaptor Information

Before using a USB mains adaptor please check the “Output” information on the plug face label.

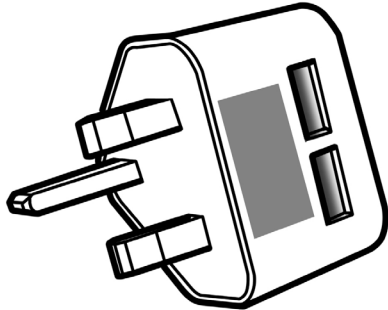
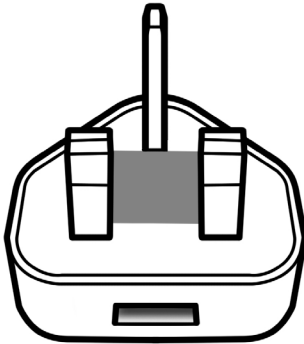
For this device 5V/1A or 5V/1000mAh is the maximum output required to charge the battery. Using a stronger output can damage the battery and/or product.

Label Information Examples:

Model: XX-0000
Input: AC 100-240V 50/60Mz 0.3A
Output: DC 5V/1000mAh

Model: XX-0000
Input: AC 100-240V 50/60Mz 0.3A
Output: DC 5V/1A

Label Location Examples:



Please note:

Tablets and some large smart phones use 2.1A or 2100mAh outputs and above.

After Sales Support

UK/N.IRELAND HELPLINE N°: 01270 508538
REP.IRELAND HELPLINE N°: 1800 995 036
WEBSITE: www.qesh.co.uk
EMAIL: enquiries@qesh.co.uk

Charging

Charging The Headphones

Plug the micro USB cable into the charge port and the other end into a USB port no greater than 1 amp. It takes approximately 3 hours to fully charge the headphones. The LED will show red when the headphones are on charge. When the battery is full, the red LED will turn white. Only charge the headphones when they are turned off.

Please note:

When using the headphones for first time, please ensure the battery has been fully charged before use.

CHECK the mains adaptor output BEFORE charging - 5V/1A Maximum.

On/Off Control

Power On

Press and hold the function button for approximately 3 seconds until a red LED indicator is flashing. You will also hear “Power on”.

Power Off

Press and hold the function button for approximately 3 seconds until you see the red LED go out. You will also hear “Power off”.

Standby Mode

If the unit is left inactive for a few minutes it will revert to standby mode. Press the function button to wake the headphones.

After Sales Support

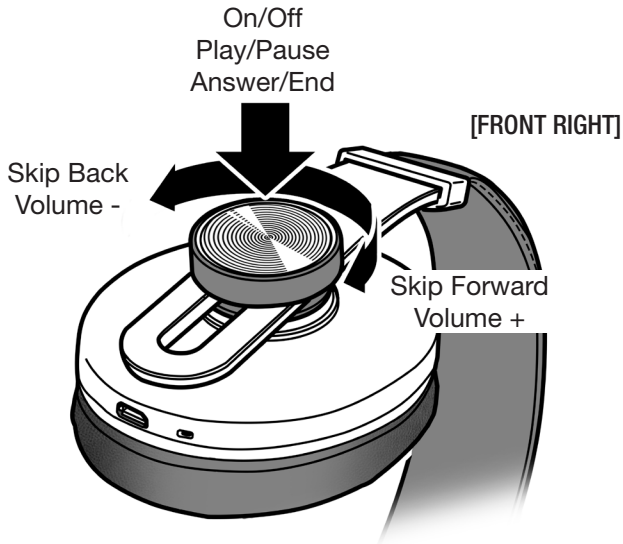
UK/N.IRELAND HELPLINE N^o: 01270 508538

REP.IRELAND HELPLINE N^o: 1800 995 036

WEBSITE: www.quesh.co.uk

EMAIL: enquiries@quesh.co.uk

Controls



Button and Jog Wheel Controls

Play/Pause Music: Press function button

Answer/End Call: Press function button

Refuse Call: Press and hold function button for 2 seconds

Volume +: Twist and hold forwards

Volume -: Twist and hold backwards

Skip Forward: Twist forward and release

Start of track: Twist back and release

Skip Back: Twist back twice and release

After Sales Support

UK/N.IRELAND HELPLINE N^o: 01270 508538

REP.IRELAND HELPLINE N^o: 1800 995 036

WEBSITE: www.qesh.co.uk

EMAIL: enquiries@qesh.co.uk

Bluetooth®

Pairing

Make sure your device has Bluetooth® active and the headphones are turned off. Press and hold the function button for 6 seconds until the LED is flashing red and white. Once the headphones are in pairing mode, search on your device for “MAXTEK AUDIO” and select from the list to pair. In most case the pairing will be done automatically, but you may need to enter the code ‘0000’.

If the pairing is successful the red LED will constantly slow flash. Also a beep will be heard.

Pairing A Second Device

After you have successfully paired one device you can pair another to the headphones. To do this turn off the Bluetooth® function of the original device and turn off the headphones.

Press and hold the function button for 6 seconds until the LED is flashing red and white. Once the headphones are in pairing mode, search on your device for “MAXTEK AUDIO” and select from the list to pair. In most cases the pairing will be done automatically, but you may need to enter the code ‘0000’.

If the pairing is successful the red LED will constantly slow flash. Also a beep will be heard.

Please note:

A pairable device is either a smart phone, laptop, MP3 player, PC etc, not another pair of headphones or a similar receiving peripheral device.

These headphones will not connect to a Bluetooth® TV or Hi-Fi System unless specified by the devices manufacturer.

After Sales Support

UK/N.IRELAND HELPLINE N°: 01270 508538

REP.IRELAND HELPLINE N°: 1800 995 036

WEBSITE: www.qesh.co.uk

EMAIL: enquiries@qesh.co.uk

FAQ

| Problem | Cause | Solution |
|--|---|---|
| Bluetooth® dropping out after a few minutes. | Full device cache. Low Power. | Manually clear the device's cache & restart the device. Turn the headphones off and recharge them. |
| Stuttering/delay music. | Too many processes running on device. Corrupt Bluetooth® profile. Interference. | Close unused apps. Unpair & delete Bluetooth® profile, then re-pair device. Use away from high powered devices or strong RF signals. |
| No music | No compatible music app. A2DP is not available on your device. Headphones not paired. No power. Volume low. | Use a compatible music app. None. Check Bluetooth® is on & the device is connected. Turn on or recharge headphones. Turn the volume up. |
| Microphone is not working on my headphones when I'm paired to an iPhone. | Incorrect audio source. | Change the audio source in the iPhone call menu to the headphones. |

Please note:

Smartphones running Windows Mobile or Firefox operating system may have pairing and/or use issues. Motorola Motos, Nokia Lumias, HTC Mini/Radars and budget smartphones may also experience connectivity issues.

After Sales Support

UK/N.IRELAND HELPLINE N°: 01270 508538
 REP.IRELAND HELPLINE N°: 1800 995 036
 WEBSITE: www.quesh.co.uk
 EMAIL: enquiries@quesh.co.uk

Specification

Bluetooth® Version: Ver. 4.1
Frequency Range: 2.5GHz
Bluetooth® Protocol: A2DP, AVRCP, HFP
Bluetooth® Range: Up to 10m
Speaker Size: 40mm
Speaker Channels: Stereo
Speaker Watts: 0.3W
Max Speaker Output: 0.5db
Impedance Load: 32ohm
Battery Type: Rechargeable non-replaceable Lithium
Battery Capacity: 300mAh
Talk/Play Time: Up to 12 Hours
Standby Time: Up to 150 Hours
Charging Minimum Requirement: 5v/100mAh (0.1A)
Charging Maximum Requirement: 5V/1000mAh (1A)
Approximate Weight: 250g

Please note:

CHECK the mains adaptor output BEFORE charging - 5V/1A Maximum.

The full text of the EU declaration of conformity is available at:
www.qesh.co.uk

Qesh Ltd hereby declares that this radio is in compliance with the essential requirements and other relevant provisions of Directive 2014/53/EU.

After Sales Support

UK/N.IRELAND HELPLINE N°: 01270 508538
REP.IRELAND HELPLINE N°: 1800 995 036
WEBSITE: www.qesh.co.uk
EMAIL: enquiries@qesh.co.uk

Intentionally Left Blank

After Sales Support

UK/N.IRELAND HELPLINE N^o: 01270 508538
REP.IRELAND HELPLINE N^o: 1800 995 036
WEBSITE: www.qesh.co.uk
EMAIL: enquiries@qesh.co.uk



Warranty Certificate

Warranty

This product is warranted to be free from defects in workmanship and parts for a period of 36 months from the date of purchase. Defects that occur within this warranty period, under normal use and care, will be repaired, replaced or refunded at our discretion, solely at our option with no charge for parts and labour. The benefits conferred by this warranty are in addition to all rights and remedies in respect of the product the consumer has under existing U.K. laws.

Proof of Purchase

This warranty is valid for the original purchase and is not transferable.

Please keep your purchase receipt as proof of purchase and as proof of the date of when the purchase was made. The receipt must be presented with the warranty card when making a claim under this warranty.

Service during the Warranty Period

Please ensure the product is properly packaged so as to ensure that no damage occurs in transit. Also make sure that you have included a detailed explanation of the problem.

Extent of the Warranty

This warranty is limited to defects in workmanship or parts. All defective products or parts will be repaired or replaced. This warranty does not extend to accessories.

Normal Wear and Tear

This warranty does not cover normal wear and tear of the product or parts.

Exclusions

This warranty does not cover the following:

- Any defect caused by accident, misuse, abuse, improper installation or operation, lack of reasonable care, unauthorised modification, loss of parts, tampering or attempted repair by a person not authorised by the distributor.
- Any product that has been damaged by lightning strike either directly or indirectly, or on a main's or vehicle outlet power surge or liquid ingress.
- Any product that has not been installed, operated or maintained in accordance with the manufacturer's operating instructions provided with the product.
- Any product that has been used for purposes other than domestic use.
- The product if it is located outside of the U.K. and Ireland
- Any damage caused by improper power input or improper cable connection.

Your statutory rights are not affected.

After Sales Support

UK/N.IRELAND HELPLINE N°: 01270 508538

REP.IRELAND HELPLINE N°: 1800 995 036

WEBSITE: www.qesh.co.uk

EMAIL: enquiries@qesh.co.uk





Warranty Card

Wireless Headphones

Model Number: 76747

Please keep your purchase receipt together with your warranty card

Name: _____

Address: _____

 _____

Date of purchase: _____

Location of purchase: _____

Fault Description:

We recommend that you attach a photocopy of your receipt, showing the date of purchase, to this warranty card and keep it for your reference. In the event of a product fault, please call the After Sales Support team. Please ensure that you have the product details (as shown on this card) to hand so that the support team are able to respond as quickly and efficiently as possible.

After Sales Support

UK/N.IRELAND HELPLINE N°: 01270 508538
REP.IRELAND HELPLINE N°: 1800 995 036
WEBSITE: www.qesh.co.uk
EMAIL: enquiries@qesh.co.uk

Warranty Service Address

QESH LTD,
B7, FIRST BUSINESS PARK
FIRST AVENUE, CREWE, CHESHIRE.
CW1 6BG



The Bluetooth® word mark and logos are registered trademarks owned by Bluetooth SIG, Inc., and any use of such marks is under license. Other trademarks and trade names are those of their respective owners.