

DOSS

REVOLVING DOCKING STATION FOR IPOD & IPHONE

User Guide



Congratulations on the purchase of your new Revolving Docking Station. As well as your 3 year parts and labour warranty you have the added peace of mind of dedicated help lines and web support.

AFTER SALES SUPPORT

UK / N.IRELAND HELPLINE NO 01270 508538

REP. IRELAND HELPLINE NO 1800 995 036

WEB SUPPORT www.quesh.co.uk

MODEL NUMBER: 45684

Contents

1

Chapter

- 01. Contents
- 02. Welcome Section
- 03. General Information and Safety Instructions
- 04. Battery Handling and Usage
- 05. Accessories and Features
- 06. Top View and Rear View
- 07. Remote Control Operation
- 08. Operating The Speaker System
- 09. Technical Specifications
- 10. Warranty Card
- 11. Fault Report Card

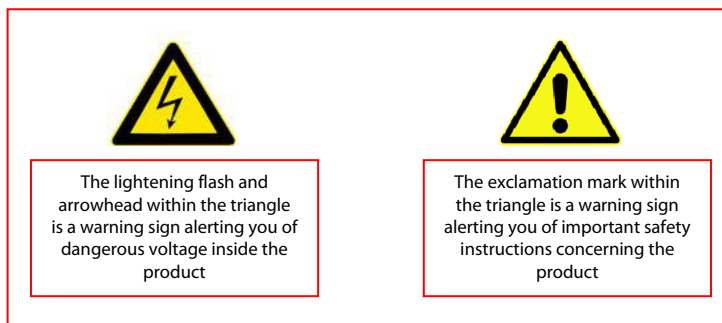
Congratulations!

You have made an excellent choice with the purchase of this quality brand product. By doing so you now have the assurance and peace of mind which comes from purchasing a product that has been manufactured to the highest standards of performance and safety, supported by the high quality standards of Aldi.

We want you to be completely satisfied with your purchase so this product is backed by a comprehensive manufacturer's 3 year warranty and an outstanding after sales service through our dedicated Helpline. We hope you will enjoy using your purchase for many years to come. If you require technical support or in the unlikely event that your purchase is faulty please telephone our Helpline for immediate assistance. Faulty product claims made within the 3 year warranty period will be repaired or replaced free of charge provided that you have satisfactory proof of purchase (keep your till receipt safe!). This does not affect your statutory rights. However, be aware that the warranty will become null and void if the product is found to have been deliberately damaged, misused or disassembled.

General Information & Safety Instructions 3

Please read through the following safety information before first use.



CAUTION
RISK OF ELECTRIC SHOCK
DO NOT OPEN

- To avoid risk of electric shock do not attempt to open this appliance.
- Keep away from fire.
- Do not expose this product to water, rain or dampness.
- Keep this appliance away from direct sunlight and other heat sources.
- Keep this appliance away from strong magnets.
- Avoid placing heavy objects on top of the appliance.
- Always disconnect the appliance from mains power before cleaning.
- Clean the exterior of the appliance with a soft cloth only.

Battery Handling and Usage

4

DO NOT ATTEMPT TO REPLACE THE BATTERY INSIDE THIS UNIT

Remote Control

The remote control uses 1 x CR25 type battery (included).

Battery Safety

- Never throw batteries into fire or expose to excessive heat sources.
- If batteries are swallowed, please seek immediate medical attention.
- Ensure correct +/- polarity when installing batteries
- Do not recharge non-rechargeable batteries

Disposal of Your Old Product

Electric and electronic equipment (EEE) contains materials, parts and substances which can be dangerous to the environment and harmful to human health. Once this appliance has reached the end of its life span, the unit in its entirety should be taken to a recycling centre. Please contact your local authority for details of recycling schemes in your area.



Do not dispose of batteries in your household waste. Please contact your local authority for details on safe disposal.



Do not dispose of this product in your household waste. Please contact your local authority for details of recycling schemes in your area.

Helpline No. UK/Northern Ireland 01270 508538 Rep.Ireland 1800 995 036
Web Support www.quesh.co.uk
Model No: 45684

5

Accessories

- Remote Control
- Mains Power Adaptor
- 3.5mm Audio Line-In Cable
- 5 x iPod / iPhone Cradles (iPod touch, nano4 & 5, iPhone3 & 4)

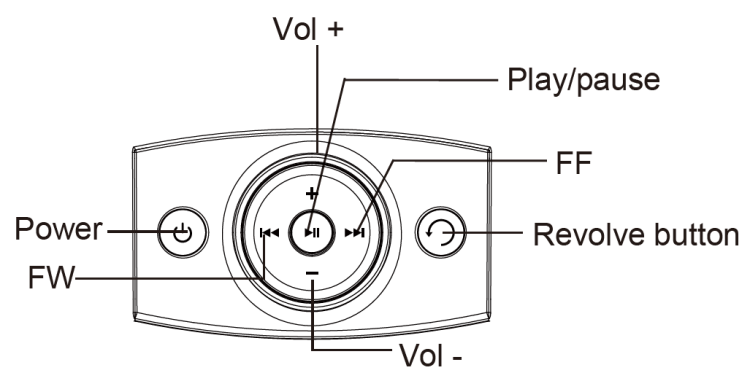
Features

- Motorised Revolving iPod Dock
- Charges iPod / iPhone When Docked
- Power Output 2 x 3.5W RMS
- Auxiliary Input For MP3 Player Connection
- Remote Control Operation
- High Quality Digital Volume

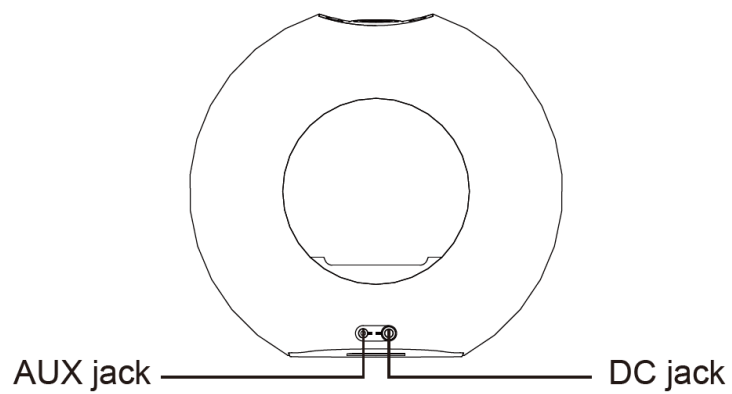
Top and Rear View

6

Top Down View



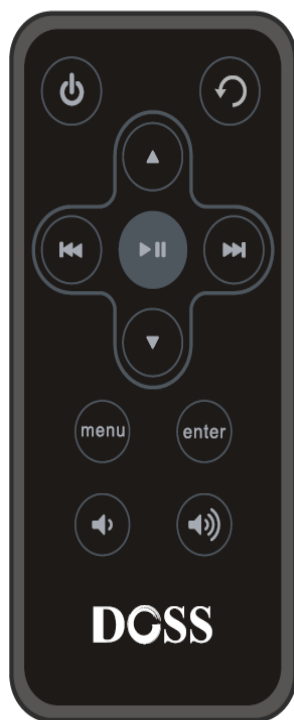
Rear View













Remote Control Operation

7

The remote control uses 1 x CR25 type battery (included).



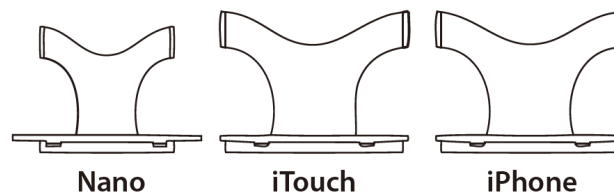
-  Power On / Off
-  Rotate Docking
-  Play / Pause
-  Previous Track
-  Next Track
-  Menu Up / Menu Down
-  Go To iPod Menu
-  Confirm Selection
-  Volume -
-  Volume +

Listening To Music From Your iPod / iPhone

1. Press the power button to turn the speaker unit on.
2. Select appropriate dock insert for your iPod device and fit your iPod carefully into the dock.

Please Note: Do not force your iPod / iPhone into the dock. Carefully slide iPod / iPhone into the dock connector to avoid damage.

Dock cradles



3. Press the Play / pause button to play or pause the music.
4. Press the + / - to adjust the volume.
5. Press the << / >> to go to the previous or next track.
6. Turn the speaker unit off by pressing the Power button again.



Watching Videos From Your iPod / iPhone

1. Turn the speaker unit on.
2. Fit iPod / iPhone carefully into dock through the cradle.
3. Press the Play / Pause button to pause or resume play.
4. Press the + / - to adjust the volume.
5. Press the << / >> to go to the next or previous chapter (not workable in horizontal mode).
6. Press the Rotate button on the top panel to adjust the angle of your iPod / iPhone for a better view.


Playing Auxiliary Audio Sources

Connect one end of a 3.5mm audio line-in cable to the headphone socket or audio output port of any auxiliary device i.e. MP3 player, CD player, Mobile phone etc and connect the other end of the cable to the Aux Input located at the rear of the rotating speaker system.

Note: Aux function will not work when iPod is connected.

Technical Specification

9

AC power adapter	Input: 100 - 240 V ~ 50/60 Hz Output: 9V  1.5A
Power consumption	0.91 W
Tweeter speakers	2 x 45 mm (1,75 ")
Power output	2 x 3.5 W RMS
Frequency response	180 Hz ~ 18000 Hz
Dimensions	288 x 119 x 265 mm
Weight	1000 gr.





REVOLVING DOCKING STATION FOR IPOD & IPHONE

WARRANTY CARD

Congratulations! You have made an excellent choice with the purchase of this quality product. Our commitment to quality also includes our service. Should you, contrary to expectations, experience issues due to manufacturing faults during private use within 36 months of the date of purchase we shall be liable for warranty in accordance with statutory warranty regulations provided that: -

- the device was not put to any use other than the intended
- was not overloaded
- was not used with the wrong accessories
- repairs were carried out only by the customer service centre

The warranty certificate is only valid in connection with the receipt. Please keep both in a safe place. This does not affect your statutory rights.

The purchase is guaranteed for a period of three years beginning on the day of purchase. Keep your purchase receipt safe as proof of date of purchase. The guarantee can only be extended for the duration of any repair required.

Should your item become defective during the warranty period, in the first instance, please call our customer service centre, they will then inform you of what to do next. We will at our discretion, either repair or exchange the device in accordance with warranty legislation.

Please enclose the following when sending your product in for repair: -

- 1.Receipt (proof of purchase)
- 2.This warranty certificate and fault report card complete with your contact details and fault description.

If the original receipt is not enclosed the repair will be charged in all cases.

After the warranty has expired you can still send defective devices for repairs to the address stated below. Quotes as well as repairs after the warranty period are to be paid in all cases.

Ensure that the product is well packed as no responsibility can be accepted for items lost or damaged in transit. This warranty does not affect your statutory rights.





**REVOLVING DOCKING STATION
FOR IPOD & IPHONE**

FAULT REPORT CARD

Name _____

Address _____

Email _____

Contact Tel No. _____

Model Number 45684

Fault Description _____

SERVICE HELPLINE

Qesh Ltd
1 Solway Court, Crewe Business Park, Crewe, CW1 6LD

UK/N.Ireland 01270 508538
Rep.Ireland 1800 995 036
web: www.qesh.co.uk