

## Bluetooth Headphones

**MODEL NUMBER: 73741**

### **USER GUIDE**

#### **After Sales Support**

UK/N.IRELAND HELPLINE N°: 01270 508538  
REP.IRELAND HELPLINE N°: 1800 995 036  
WEBSITE: [www.qesh.co.uk](http://www.qesh.co.uk)  
EMAIL: [enquiries@qesh.co.uk](mailto:enquiries@qesh.co.uk)



# Contents

1. Welcome Section
  2. General Information & Safety Instructions
  3. Contents & Features
  4. Layout & Controls
    - Charging
      - Charging the headphones
  5. On/Off Control
    - Power On
    - Power Off

Controls

    - Music
    - Handsfree
  6. Bluetooth
    - Pairing
    - Pairing a Second Device
  7. FAQ
- Specifications

## After Sales Support

UK/N.IRELAND HELPLINE N°: 01270 508538

REP.IRELAND HELPLINE N°: 1800 995 036

WEBSITE: [www.qesh.co.uk](http://www.qesh.co.uk)

EMAIL: [enquiries@qesh.co.uk](mailto:enquiries@qesh.co.uk)

# Welcome Section

Congratulations!

You have made an excellent choice with the purchase of this quality MAXTEK® product.

By doing so you now have the assurance and peace of mind which comes from purchasing a product that has been manufactured to the highest standards of performance and safety, supported by the high quality standards of Qesh Ltd.

We want you to be completely satisfied with your purchase so this MAXTEK® product is backed by a comprehensive manufacturer's 3 year warranty and outstanding after sales service through our dedicated helpline.

We hope you enjoy using this product for many years to come.

If you require technical support or in the unlikely event that your purchase is faulty, please telephone or email our helpline for immediate assistance. Faulty product claims made within the 3 year warranty period will be repaired or replaced free of charge provided that you have a satisfactory proof of purchase (keep your receipt safe). This does not affect your statutory rights. However be aware that the warranty will become null and void if the product is found to have been deliberately damaged, misused and/or disassembled.

## After Sales Support

UK/N.IRELAND HELPLINE N<sup>o</sup>: 01270 508538  
REP.IRELAND HELPLINE N<sup>o</sup>: 1800 995 036  
WEBSITE: [www.qesh.co.uk](http://www.qesh.co.uk)  
EMAIL: [enquiries@qesh.co.uk](mailto:enquiries@qesh.co.uk)




# General information & Safety Instructions

Rechargeable Polymer Li-ion battery inside headphones.

Do not dispose of batteries in your household waste.


Please contact your local authority for details on safe disposal.

Always fully charge the headphones before long term storage and top up the charge every 4 months to avoid damaging the battery.



- Never throw batteries into a fire or expose to excessive heat sources.
- If batteries are swallowed, please seek immediate medical attention.
- Always ensure correct +/- battery polarity when installing batteries.
- Do not recharge non-rechargeable batteries.

Batteries, should not be thrown away with your household waste. Contact your local authority waste disposal department, as they will be able to provide details of the recycling options available in your area.



Electrical and electronic equipment (EEE) contains materials, parts and substances, which can be dangerous to the environment and harmful to human health. Therefore waste electrical and electronic equipment (WEEE) must be disposed of correctly.

Equipment, which is marked with the WEEE logo (as shown on the left), should not be thrown away with your household waste. Contact your local authority waste disposal department, as they will be able to provide details of the recycling options available in your area.

## After Sales Support

UK/N.IRELAND HELPLINE N°: 01270 508538

REP.IRELAND HELPLINE N°: 1800 995 036

WEBSITE:

[www.qesh.co.uk](http://www.qesh.co.uk)

EMAIL:

[enquiries@qesh.co.uk](mailto:enquiries@qesh.co.uk)

# Contents & Features

## Contents

- 1 x Bluetooth 4.1 headphones
- 1 x Micro USB charging cable

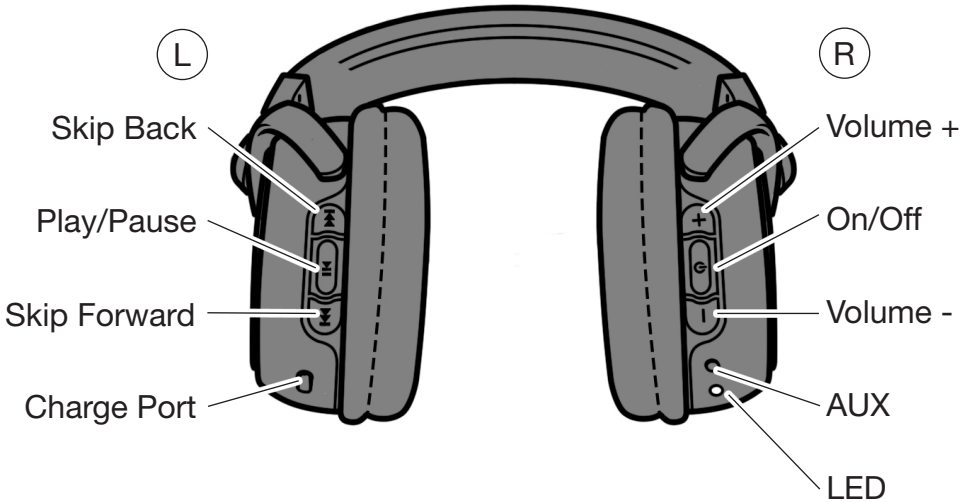
## Features

- Bluetooth V4.1
- Frequency Range 2.4GHz
- Bluetooth Mode Headset/Handsfree/A2DP/AVRCP
- Operation Range Up to approximately 10 metres
- Talk/Playing Time Up to 5 hours
- Charging Time 2 hours
- Dual device pairing

### After Sales Support

UK/N.IRELAND HELPLINE N<sup>o</sup>: 01270 508538  
REP.IRELAND HELPLINE N<sup>o</sup>: 1800 995 036  
WEBSITE: [www.qesh.co.uk](http://www.qesh.co.uk)  
EMAIL: [enquiries@qesh.co.uk](mailto:enquiries@qesh.co.uk)

# Layout & Controls



## Charging

### Charging the headphones

Plug the micro USB cable into the charge port and the other end into a USB port no greater than 1 amp. It takes approximately 2 hours to fully charge the headphones. The LED will show red when the headphones are on charge. When the battery is full, the red LED will turn green. Only charge the headphones when they are turned off.

#### *Please note:*

On the first time charging the battery, please ensure the battery has been fully charged before use.

#### After Sales Support

UK/N.IRELAND HELPLINE N°: 01270 508538

REP.IRELAND HELPLINE N°: 1800 995 036

WEBSITE:

[www.qesh.co.uk](http://www.qesh.co.uk)

EMAIL:

[enquiries@qesh.co.uk](mailto:enquiries@qesh.co.uk)

# On/Off Control

## Power On

Press and hold the On/Off button for approximately 3 seconds until a green LED indicator is flashing. You will also hear a beep.

## Power Off

Press and hold the On/Off button for approximately 3 seconds until you see a red LED. You will also hear a beep.

# Controls

## Music

Basic controls when you are listening to music:

- On/Off Press '⏻'
- Play/Pause Press '>||'
- Skip Forward press 'Vol +'
- Skip Back press 'Vol -'
- Increase Volume press '+'
- Decrease Volume press '-'

## Hands Free

An incoming call will interrupt any music being played.

- Press the ⏻ button to answer a call or press the answer button on your phone.
- To end the call press the ⏻ again.
- To redial the last incoming call, double press the ⏻ button.

### *Please note:*

On iPhones you may need to check that the audio source is set to the headphones.

# Bluetooth

## Pairing

Make sure your device has bluetooth active and the headphones are turned off. The headphones are automatically in pairing mode when they are turned on and the LED will be flashing green and red. Search on your device for “BT HEADPHONES” and select to pair. In most case the pairing will be done automatically, but you may need to enter the code ‘0000’. If the pairing is successful the green LED will constantly slow flash. Also an audio indicator will be heard “Connected”.

## Pairing a Second Device

After you have successfully paired one device you can pair another to the headphones. To do this turn off the bluetooth function of the original device and turn off the headphones.

The headphones are automatically in pairing mode when they are turned on. Search on your device for “BT HEADPHONES” and select to pair. In most case the pairing will be done automatically, but you may need to enter the code ‘0000’.

If the pairing is successful the green LED will constantly slow flash. Also an audio indicator will be heard “Connected”.

Turn on your original bluetooth and select “BT HEADPHONES” from the device list. Both devices are now connected to the headphones.

### *Please note:*

Pairable device are either a smart phone, laptop, MP3 player, PC etc, not another pair of headphones of similar receiving peripheral device. This will not connect to a bluetooth TV or Hi-Fi System unless specified by the devices manufacturer.

### After Sales Support

UK/N.IRELAND HELPLINE N°: 01270 508538  
REP.IRELAND HELPLINE N°: 1800 995 036  
WEBSITE: [www.qesh.co.uk](http://www.qesh.co.uk)  
EMAIL: [enquiries@qesh.co.uk](mailto:enquiries@qesh.co.uk)



# FAQ

Problem	Cause	Solution
Bluetooth dropping out after a few minutes.	Full device cache.  Low Power.	Manually clear the device's cache & restart the device.  Turn the headphones off and recharge them.
Stuttering/delay music.	Too many processes running on device.  Corrupt bluetooth profile.  Interference.	Close unused apps.  Unpair & delete bluetooth profile, then re-pair device.  Use away from high powered devices or strong RF signals.
No music	No compatible music app.  A2DP is not available on your device.  Headphones not paired.  No power.  Volume low.	Use a compatible music app.  None.  Check bluetooth is on & the device is connected.  Turn on or recharge headphones.  Turn the volume up.
Microphone is not working on my headphones when I'm paired to an iPhone.	Incorrect audio source.	Change the audio source in the iPhone call menu to the headphones.

# Specification

## Bluetooth Headphones

- Bluetooth: V4.1
- Chipset: ISSC
- Frequency Range: 2.4GHz
- Bluetooth Mode: Headset/Handsfree/A2DP/AVRCP
- Operation Range: Up to approximately 10m
- Dual device pairing
- Talk/Playing Time: Up to 8 hours
- Charging Time: Approximately 2 hours
- Battery Capacity: 300mAh
- Charge Requirements: 5V/300mAh-2.1A

### After Sales Support

UK/N.IRELAND HELPLINE N°: 01270 508538  
 REP.IRELAND HELPLINE N°: 1800 995 036  
 WEBSITE: [www.qesh.co.uk](http://www.qesh.co.uk)  
 EMAIL: [enquiries@qesh.co.uk](mailto:enquiries@qesh.co.uk)



# Warranty Certificate

---

## Warranty

This product is warranted to be free from defects in workmanship and parts for a period of 36 months from the date of purchase. Defects that occur within this warranty period, under normal use and care, will be repaired, replaced or refunded at our discretion, solely at our option with no charge for parts and labour. The benefits conferred by this warranty are in addition to all rights and remedies in respect of the product the consumer has under existing U.K. laws.

## Proof of Purchase

This warranty is valid for the original purchase and is not transferable. Please keep your purchase receipt as proof of purchase and as proof of the date of when the purchase was made. The receipt must be presented with the warranty card when making a claim under this warranty.

## Service during the Warranty Period

Please ensure the product is properly packaged so as to ensure that no damage occurs in transit. Also make sure that you have included a detailed explanation of the problem.

## Extent of the Warranty

This warranty is limited to defects in workmanship or parts. All defective products or parts will be repaired or replaced. This warranty does not extend to accessories.

## Normal Wear and Tear

This warranty does not cover normal wear and tear of the product or parts.

## Exclusions

This warranty does not cover the following:

- Any defect caused by accident, misuse, abuse, improper installation or operation, lack of reasonable care, unauthorised modification, loss of parts, tampering or attempted repair by a person not authorised by the distributor.
- Any product that has been damaged by lightning strike either directly or indirectly, or on a main's or vehicle outlet power surge or liquid ingress.
- Any product that has not been installed, operated or maintained in accordance with the manufacturer's operating instructions provided with the product.
- Any product that has been used for purposes other than domestic use.
- The product if it is located outside of the U.K. and Ireland
- Any damage caused by improper power input or improper cable connection.

Your statutory rights are not affected.

---

### After Sales Support

UK/N.IRELAND HELPLINE N<sup>o</sup>: 01270 508538  
REP.IRELAND HELPLINE N<sup>o</sup>: 1800 995 036  
WEBSITE: [www.qesh.co.uk](http://www.qesh.co.uk)  
EMAIL: [enquiries@qesh.co.uk](mailto:enquiries@qesh.co.uk)





# Warranty Card

## Bluetooth Headphones

**Model Number: 73741**


Please keep your purchase receipt together with your warranty card

Name: \_\_\_\_\_

Address: \_\_\_\_\_

\_\_\_\_\_

\_\_\_\_\_

 \_\_\_\_\_

Date of purchase: \_\_\_\_\_

Location of purchase: \_\_\_\_\_

### Fault Description:

We recommend that you attach a photocopy of your receipt, showing the date of purchase, to this warranty card and keep it for your reference. In the event of a product fault, please call the After Sales Support team. Please ensure that you have the product details (as shown on this card) to hand so that the support team are able to respond as quickly and efficiently as possible.

#### After Sales Support

UK/N.IRELAND HELPLINE N<sup>o</sup>: 01270 508538  
REP.IRELAND HELPLINE N<sup>o</sup>: 1800 995 036  
WEBSITE: [www.qesh.co.uk](http://www.qesh.co.uk)  
EMAIL: [enquiries@qesh.co.uk](mailto:enquiries@qesh.co.uk)

#### Service Helpline

QESH LTD,  
B7, FIRST BUSINESS PARK  
FIRST AVENUE, CREWE, CHESHIRE.  
CW1 6BG



