



Bluetooth® Sports Headphones

MODEL NUMBER: 77291

USER GUIDE

After Sales Support

UK/N.IRELAND HELPLINE N°: 01270 508538
REP.IRELAND HELPLINE N°: 1800 995 036
WEBSITE: www.qesh.co.uk
EMAIL: enquiries@qesh.co.uk



Contents

1. Welcome Section
2. General Information & Safety Instructions
3. Contents & Features
4. Checking The Adaptor
 - Adaptor Information
5. Layout
5. Charging & Indicators
 - Charging the headphones
 - LED Indicators
6. Setting Up Your Headphones
 - Wearing Your Headphones
7. On/Off Control
 - Power On
 - Power Off
8. Bluetooth
 - Pairing
 - Pairing a Second Device
9. Controls
 - Music
 - Handsfree
10. FAQ
11. Specifications

After Sales Support

UK/N.IRELAND HELPLINE N^o: 01270 508538

REP.IRELAND HELPLINE N^o: 1800 995 036

WEBSITE: www.qesh.co.uk

EMAIL: enquiries@qesh.co.uk

Welcome Section

Congratulations!

You have made an excellent choice with the purchase of this quality MAXTEK® product.

By doing so you now have the assurance and peace of mind which comes from purchasing a product that has been manufactured to the highest standards of performance and safety, supported by the high quality standards of Qesh Ltd.

We want you to be completely satisfied with your purchase so this MAXTEK® product is backed by a comprehensive manufacturer's 3 year warranty and outstanding after sales service through our dedicated helpline.

We hope you enjoy using this product for many years to come.

If you require technical support or in the unlikely event that your purchase is faulty, please telephone or email our helpline for immediate assistance. Faulty product claims made within the 3 year warranty period will be repaired or replaced free of charge provided that you have a satisfactory proof of purchase (keep your receipt safe). This does not affect your statutory rights. However be aware that the warranty will become null and void if the product is found to have been deliberately damaged, misused and/or disassembled.


After Sales Support

UK/N.IRELAND HELPLINE N°: 01270 508538
REP.IRELAND HELPLINE N°: 1800 995 036
WEBSITE: www.qesh.co.uk
EMAIL: enquiries@qesh.co.uk



General information & Safety Instructions

Rechargeable Polymer Li-ion battery inside headphones.
Do not dispose of batteries in your household waste.
Please contact your local authority for details on safe disposal.



- Never throw batteries into a fire or expose to excessive heat sources.
- If batteries are swallowed, please seek immediate medical attention.
- Always ensure correct +/- battery polarity when installing batteries.
- Do not recharge non-rechargeable batteries.

Batteries, should not be thrown away with your household waste. Contact your local authority waste disposal department, as they will be able to provide details of the recycling options available in your area.



Electrical and electronic equipment (EEE) contains materials, parts and substances, which can be dangerous to the environment and harmful to human health. Therefore waste electrical and electronic equipment (WEEE) must be disposed of correctly.

Equipment, which is marked with the WEEE logo (as shown on the left), should not be thrown away with your household waste. Contact your local authority waste disposal department, as they will be able to provide details of the recycling options available in your area.



To prevent possible hearing damage, do not use at high volume levels for long periods.



After Sales Support

UK/N.IRELAND HELPLINE N°: 01270 508538
REP.IRELAND HELPLINE N°: 1800 995 036
WEBSITE: www.quesh.co.uk
EMAIL: enquiries@quesh.co.uk

Contents & Features

Contents

- 1 x Bluetooth 4.0 headphones
- 1 x Micro USB charging cable

Features

- Bluetooth V4.1
- Frequency Range 2.4GHz
- Bluetooth Mode A2DP/AVRCP/HFP
- Operation Range Up to approximately 10 metres
- Talk/Playing Time Up to 8 hours
- Standby Time Up to 150 hours
- Charging Time 2 hours
- Dual device pairing
- Sweat resistant

After Sales Support

UK/N.IRELAND HELPLINE N^o: 01270 508538
REP.IRELAND HELPLINE N^o: 1800 995 036
WEBSITE: www.qesh.co.uk
EMAIL: enquiries@qesh.co.uk

Checking The Adaptor



READ BEFORE CHARGING



Adaptor Information

Before using a USB mains adaptor please check the “Output” information on the plug face label.

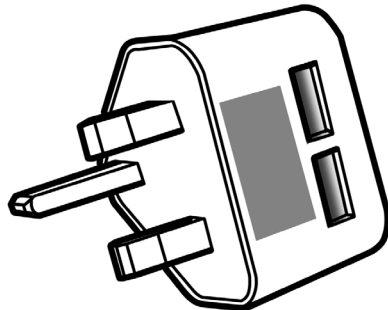
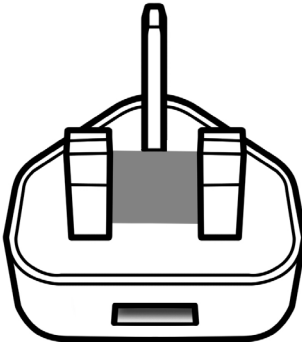
For This device 5V/1A or 5V/1000mAh is the maximum output required to charge the battery. Using a stronger output can damage the battery and/or product.

Label Information Examples:

Model: XX-0000
Input: AC 100-240V 50/60Mz 0.3A
Output: DC 5V/1000mAh

Model: XX-0000
Input: AC 100-240V 50/60Mz 0.3A
Output: DC 5V/1A

Label Location Examples:



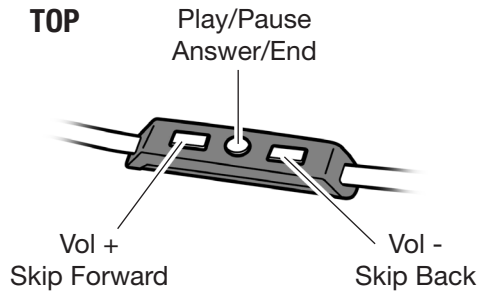
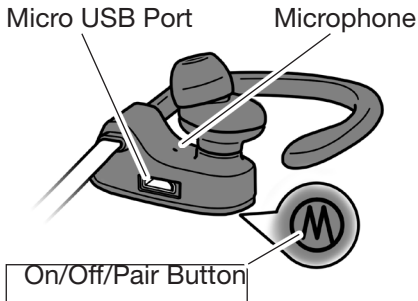
Please note:

Tablets and some large smart phones use 2.1A or 2100mAh outputs and above.

After Sales Support

UK/N.IRELAND HELPLINE N^o: 01270 508538
REP.IRELAND HELPLINE N^o: 1800 995 036
WEBSITE: www.qesh.co.uk
EMAIL: enquiries@qesh.co.uk

Layout




Charging & Indicators

Charging the headphones

Plug the micro USB cable into the charge port and the other end into a suitable output no greater than 5V/1A (See page 4).

It takes approximately 2 hours to fully charge. When the battery is full, the red LED light turns to blue. Only charge the headphones when they are turned off.



Please note:

On the first time charging the battery, please ensure the battery has been fully charged before use.

LED Indicators

LED off

LED blue

LED blue flashing

LED flashing blue/red

LED red

Power off

Fully Charged

Paired

Pairing mode

Battery recharging (power off)

After Sales Support

UK/N.IRELAND HELPLINE N°: 01270 508538

REP.IRELAND HELPLINE N°: 1800 995 036


WEBSITE: www.qesh.co.uk

EMAIL: enquiries@qesh.co.uk

Setting Up Your Headphones

Wearing Your Headphones


Place the headphones around the back of your neck so the bud end drape over your shoulders. Place the ear buds into your ears and hook the headphone arm over the top of your ear.




Adjust the toggle at the back to give a comfier fit and to secure the loose cable. It is advisable to tuck the loose headphone cable under your collar to prevent possible snagging.

On/Off Control

Power On

Press and hold the  button on the USB port side of the headphones for approximately 3 seconds until the blue LED indicator is lit. You will also hear a beep.

Power Off

Press and hold the  button on the USB port side of the headphones for approximately 3 seconds until the red LED indicator flashes. You will also hear a beep.

Please note:

You can only use the headphones once they have been disconnected from power.

After Sales Support

UK/N.IRELAND HELPLINE N^o: 01270 508538

REP.IRELAND HELPLINE N^o: 1800 995 036

WEBSITE: www.qesh.co.uk

EMAIL: enquiries@qesh.co.uk

Bluetooth

Pairing

Make sure your device has bluetooth active and the headphones are turned off. Press and hold the **(M)** button for approximately 5 seconds until the blue and red LED indicators flash. Search on your device for “MAXTEK SPORTS” and select to pair. In most case the pairing will be done automatically, but you may need to enter the code ‘0000’. If the pairing is successful the blue LED will constantly flash.

Pairing a Second Device

After you have successfully paired one device you can pair another to the headphones. To do this turn off the bluetooth function of the original device and turn off the headphones.

Press and hold the **(M)** button for approximately 5 seconds until the blue and red LED indicators flash. Search on your device for “MAXTEK SPORTS” and select to pair. In most case the pairing will be done automatically, but you may need to enter the code ‘0000’.

If the pairing is successful the blue LED will constantly flash.

Turn on your original device’s bluetooth and select “MAXTEK SPORTS” from the device list. Both devices are now connected to the headphones.

Please note:

Pairable device are either a smart phone, laptop, MP3 player, PC etc, not another pair of headphones of similar receiving peripheral device. This will not connect to a bluetooth TV or Hi-Fi System unless specified by the devices manufacturer.

After Sales Support

UK/N.IRELAND HELPLINE N°: 01270 508538
REP.IRELAND HELPLINE N°: 1800 995 036
WEBSITE: www.qesh.co.uk
EMAIL: enquiries@qesh.co.uk

Controls

Music

Basic controls when you are listening to music:

- Play/Pause Short press, round button
- Answer/End Call Short press, round button
- Reject Call Long press, middle button
- Skip Forward Long press, top button
- Skip Back Long press, bottom button
- Increase Volume Short press, top button
- Decrease Volume Short press, bottom button

Hands Free

- Press the round button to answer a call or press the answer button on your phone.
- To end the call press the round button again.
- To reject a call press the round button twice on an incoming call.
- Mute and un-mute a call by double pressing the round button after accepting the call.

Please note:

On iPhones you may need to check that the audio source is set to the headphones.

After Sales Support

UK/N.IRELAND HELPLINE N^o: 01270 508538
REP.IRELAND HELPLINE N^o: 1800 995 036
WEBSITE: www.qesh.co.uk
EMAIL: enquiries@qesh.co.uk

FAQ

Problem	Cause	Solution
Bluetooth dropping out after a few minutes.	Full device cache. Low Power.	Manually clear the device's cache & restart the device. Turn the headphones off and recharge them.
Stuttering/delay music.	Too many processes running on device. Corrupt bluetooth profile. Interference.	Close unused apps. Unpair & delete bluetooth profile, then re-pair device. Use away from high powered devices or strong RF signals.
No music	No compatible music app. A2DP is not available on your device. Headphones not paired. No power. Volume low.	Use a compatible music app. None. Check bluetooth is on & the device is connected. Turn on or recharge headphones. Turn the volume up.
Microphone is not working on my headphones when I'm paired to an iPhone.	Incorrect audio source.	Change the audio source in the iPhone call menu to the headphones.

After Sales Support

UK/N.IRELAND HELPLINE N°: 01270 508538
 REP.IRELAND HELPLINE N°: 1800 995 036
 WEBSITE: www.qesh.co.uk
 EMAIL: enquiries@qesh.co.uk

Specification

Bluetooth Sports Headphones

General

Chipset/Solution: ISSC
Approx Weight: 20g

Earpiece

Speaker Size: 11mm
Speaker Channels: Mono/Stereo
Speaker Watts: 3mW
Max Speaker Output: 98dB
Frequency response: 20hz-20khz

Bluetooth

Bluetooth Ver: 4.1
Frequency Range: 2.4GHz
Bluetooth Protocol: A2DP/AVRCP/HFP
Bluetooth Range: 10M
Dual Pairing: Yes
Bluetooth Name: Maxtek sports

Battery

Battery Type: 051220 lithium polymer
Battery Capacity: 90mAh
Talk/Play Time: 8 hours
Charge Time: 2 hours
Standby Time: 150 hours
Charging Requirements Min: 5V/500mA
Charging Requirements Max: 5V/1A
Charging Port Type: Micro USB

Qesh Ltd hereby declares that this product is in compliance with the essential requirements and other relevant provisions of Directive 1999/5/EC.

Qesh Ltd hereby declares that this radio is in compliance with the essential requirements and other relevant provisions of Directive 1999/5/EC.

After Sales Support

UK/N.IRELAND HELPLINE N°: 01270 508538
REP.IRELAND HELPLINE N°: 1800 995 036
WEBSITE: www.qesh.co.uk
EMAIL: enquiries@qesh.co.uk

Intentionally left blank



Warranty Certificate

Warranty

This product is warranted to be free from defects in workmanship and parts for a period of 36 months from the date of purchase. Defects that occur within this warranty period, under normal use and care, will be repaired, replaced or refunded at our discretion, solely at our option with no charge for parts and labour. The benefits conferred by this warranty are in addition to all rights and remedies in respect of the product the consumer has under existing U.K. laws.

Proof of Purchase

This warranty is valid for the original purchase and is not transferable. Please keep your purchase receipt as proof of purchase and as proof of the date of when the purchase was made. The receipt must be presented with the warranty card when making a claim under this warranty.

Service during the Warranty Period

Please ensure the product is properly packaged so as to ensure that no damage occurs in transit. Also make sure that you have included a detailed explanation of the problem.

Extent of the Warranty

This warranty is limited to defects in workmanship or parts. All defective products or parts will be repaired or replaced. This warranty does not extend to accessories.

Normal Wear and Tear

This warranty does not cover normal wear and tear of the product or parts.

Exclusions

This warranty does not cover the following:

- Any defect caused by accident, misuse, abuse, improper installation or operation, lack of reasonable care, unauthorised modification, loss of parts, tampering or attempted repair by a person not authorised by the distributor.
- Any product that has been damaged by lightning strike either directly or indirectly, or on a main's or vehicle outlet power surge or liquid ingress.
- Any product that has not been installed, operated or maintained in accordance with the manufacturer's operating instructions provided with the product.
- Any product that has been used for purposes other than domestic use.
- The product if it is located outside of the U.K. and Ireland
- Any damage caused by improper power input or improper cable connection.

Your statutory rights are not affected.

After Sales Support

UK/N.IRELAND HELPLINE N^o: 01270 508538
REP.IRELAND HELPLINE N^o: 1800 995 036
WEBSITE: www.quesh.co.uk
EMAIL: enquiries@quesh.co.uk





Warranty Card

Bluetooth Sports Headphones

Model Number: 77291

Please keep your purchase receipt together with your warranty card

Name: _____

Address: _____

 _____

Date of purchase: _____

Location of purchase: _____

Fault Description:

We recommend that you attach a photocopy of your receipt, showing the date of purchase, to this warranty card and keep it for your reference. In the event of a product fault, please call the After Sales Support team. Please ensure that you have the product details (as shown on this card) to hand so that the support team are able to respond as quickly and efficiently as possible.

After Sales Support

UK/N.IRELAND HELPLINE N^o: 01270 508538
REP.IRELAND HELPLINE N^o: 1800 995 036
WEBSITE: www.qesh.co.uk
EMAIL: enquiries@qesh.co.uk

Warranty Service Address

QESH LTD,
B7, FIRST BUSINESS PARK
FIRST AVENUE, CREWE, CHESHIRE.
CW1 6BG



The Bluetooth® word mark and logos are registered trademarks owned by Bluetooth SIG, Inc., and any use of such marks is under license. Other trademarks and trade names are those of their respective owners.