

REKCI®



Outdoor Wireless Speaker

MODEL NUMBER: 84224

USER GUIDE

After Sales Support

UK/N.IRELAND HELPLINE N^o: 01270 508538
REP.IRELAND HELPLINE N^o: 1800 995 036
WEBSITE: www.qesh.co.uk
EMAIL: enquiries@qesh.co.uk



Contents

1. Welcome Section
2. General Information & Safety Instructions
3. Contents & Features
4. Layout
5. Checking The Adaptor
6. Charging
 - Charging The Speaker
6. On/Off/Standby
 - Turning On
 - Turning Off
 - Auto Off
7. Bluetooth
 - Pairing
 - Pairing To A Second Device
 - Bluetooth Controls
8. AUX
 - Using AUX Mode
8. Volume
 - Volume Control
9. FAQ
10. Specifications

After Sales Support

UK/N.IRELAND HELPLINE N^o: 01270 508538

REP.IRELAND HELPLINE N^o: 1800 995 036

WEBSITE:

www.qesh.co.uk

EMAIL:

enquiries@qesh.co.uk

Welcome Section

Congratulations!

You have made an excellent choice with the purchase of this quality REKA® product.

By doing so you now have the assurance and peace of mind which comes from purchasing a product that has been manufactured to the highest standards of performance and safety, supported by the high quality standards of Qesh Ltd.

We want you to be completely satisfied with your purchase so this REKA® product is backed by a comprehensive manufacturer's 3 year warranty and outstanding after sales service through our dedicated helpline.

We hope you enjoy using this product for many years to come.

If you require technical support or in the unlikely event that your purchase is faulty, please telephone our helpline for immediate assistance. Faulty product claims made within the 3 year warranty period will be repaired or replaced free of charge provided that you have a satisfactory proof of purchase (keep your receipt safe). This does not affect your statutory rights. However be aware that the warranty will become null and void if the product is found to have been deliberately damaged, misused and/or disassembled.

After Sales Support

UK/N.IRELAND HELPLINE N°: 01270 508538
REP.IRELAND HELPLINE N°: 1800 995 036
WEBSITE: www.qesh.co.uk
EMAIL: enquiries@qesh.co.uk



General Information & Safety Instructions

Battery Care

To get the best out of the battery, fully charge and use until flat for the first 5-6 times. Then use until flat and fully charge at least once a month.

Prolonged storage without charge may cause damage to the battery and result in poor to no charge. It is recommended you fully charge the battery every 6 months to keep the battery in good condition.

This speaker is powered by an internal 1500mAh rechargeable lithium battery.

Do not dispose of batteries in your household waste.


Please contact your local authority for details on safe disposal.

Do not expose this Speaker to damp or moist conditions.



- Never throw batteries into a fire or expose to excessive heat sources.
- If batteries are swallowed, please seek immediate medical attention.
- Always ensure correct +/- battery polarity when installing batteries.
- Do not recharge non-rechargeable batteries.

Equipment, which is marked with the WEEE logo (as shown on the left), should not be thrown away with your household waste. Contact your local authority waste disposal department, as they will be able to provide details of the recycling options available in your area.



Electrical and electronic equipment (WEEE) contains materials, parts and substances, which can be dangerous to the environment and harmful to human health if the waste of electrical and electronic equipment (WEEE) is not disposed of correctly.

Equipment, which is marked with the WEEE logo (as shown on the left), should not be thrown away with your household waste. Contact your local authority waste disposal department, as they will be able to provide details of the recycling options available in your area

The EU Declaration of Conformity can be downloaded from www.qesh.co.uk.

After Sales Support

UK/N.IRELAND HELPLINE N°: 01270 508538
REP.IRELAND HELPLINE N°: 1800 995 036
WEBSITE: www.qesh.co.uk
EMAIL: enquiries@qesh.co.uk

Contents & Features

Contents

- 1 x Speaker
- 1 x Charge Cable

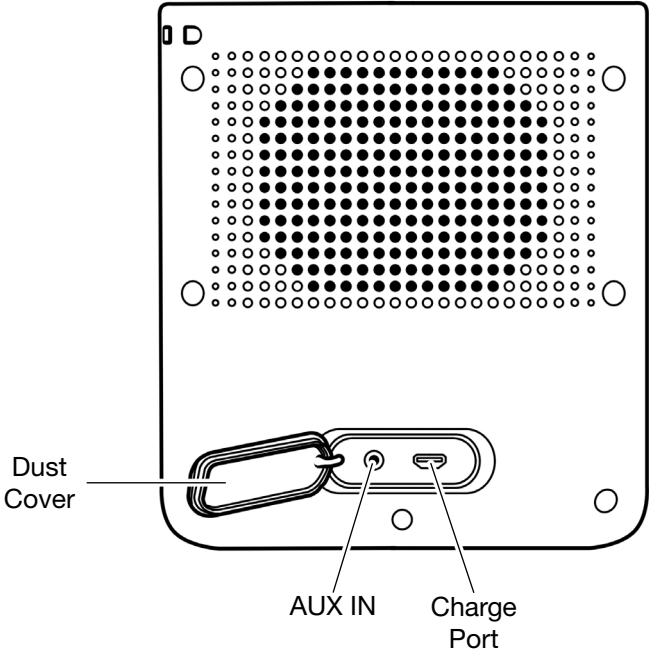
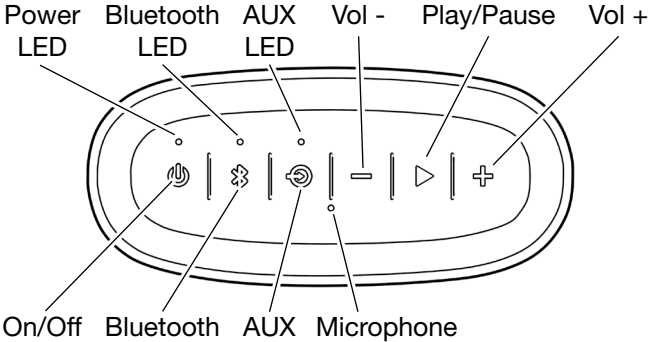
Features

- Bluetooth
- Aux Input
- 1500mAh Rechargeable Battery
- Up To 5 Hours Play Time
- Up To 72 Hours Standby Time
- 10m Bluetooth Range
- IP33 Rating
- 5W Speaker

After Sales Support

UK/N.IRELAND HELPLINE N^o: 01270 508538
REP.IRELAND HELPLINE N^o: 1800 995 036
WEBSITE: www.qesh.co.uk
EMAIL: enquiries@qesh.co.uk

Layout



After Sales Support

UK/N.IRELAND HELPLINE N^o: 01270 508538
REP.IRELAND HELPLINE N^o: 1800 995 036
WEBSITE: www.qesh.co.uk
EMAIL: enquiries@qesh.co.uk

Checking The Adaptor

READ BEFORE USE

Adaptor Information

Before using a USB mains adaptor please check the “Output” information on the plug face label.


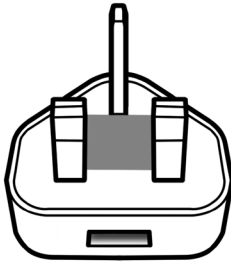
For this device 5V/1A or 5V/1000mAh is the maximum output required to charge the battery. Using a stronger output can damage the battery and/or product and void the warranty.

Label Information Examples:

Model: XX-0000
Input: AC 100-240V 50/60Mz 0.3A
Output: DC 5V/1000mAh

Model: XX-0000
Input: AC 100-240V 50/60Mz 0.3A
Output: DC 5V/1A

Label Location Examples:

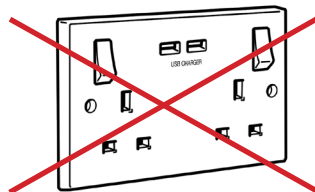


Please note:

Tablets and some large smart phones use 2.1A or 2100mAh outputs and above and these are not suitable for this product.

Mains Wall Socket USB Ports

DO NOT use the USB outlets on a mains wall socket. This will harm the battery and/or product and void the warranty.



After Sales Support

UK/N.IRELAND HELPLINE N°: 01270 508538
REP.IRELAND HELPLINE N°: 1800 995 036
WEBSITE: www.qesh.co.uk
EMAIL: enquiries@qesh.co.uk


Charging

Charging The Speaker


To charge the speaker, make sure the speaker is turned off. Open the dust cover and connect the charge cable to the micro USB charge port on the back of the speaker and the other end to a power source no greater than 5V/1A. Once connected the power LED will light up red. It can take up to 5 hours to fully charge the speaker. The red LED will go out to indicate the speaker is charged.

On/Off/Auto Off

Turning On

To turn the speaker on, press and hold the  button for 2 seconds. The speaker will beep and the power LED will light up green to indicate that the speaker is on.

Turning Off

To turn the speaker off, press and hold the  button for 2 seconds. The speaker will beep and the LED lights will go out to indicate the speaker has been turned off.

Auto Off

If the speaker has been left inactive for 10 minutes it will turn itself off. You will need to turn the speaker on again to use it.

After Sales Support

UK/N.IRELAND HELPLINE N°: 01270 508538

REP.IRELAND HELPLINE N°: 1800 995 036

WEBSITE:

www.qesh.co.uk

EMAIL:


enquiries@qesh.co.uk

Bluetooth

Pairing

The speaker once turned on is automatically ready to pair. This is indicated by a flashing blue LED. Activate the bluetooth on your device. Search for 'REKA AUDIO' on your available device list, then select it to pair. There is no security so the speaker will automatically pair. Once paired the blue LED will be constantly on to show a device is connected to the speaker.

Pairing To A Second Device


To pair to a different device without turning off the speaker, turn off the bluetooth of the currently connected device. Press the  button to activate the bluetooth pairing mode. The blue LED will start flashing again. Activate the bluetooth on the next device you want to pair with. Search for 'REKA AUDIO' on your available device list, then select it to pair. There is no security so the speaker will automatically pair. Once paired the blue LED will be constantly on to show a device is connected to the speaker.

Please Note:

The speaker will only pair to PC's, laptops, tablets, smart phones and some MP3 players where there is a compatible bluetooth connection available.

The speaker will NOT connect to headphones, radios, Hi-Fi's, TV's, etc.

Bluetooth Controls

To play or pause a track press the  button. All other functions are controlled directly of the connected device.

It is recommended that the connected device is set on max volume.

After Sales Support

UK/N.IRELAND HELPLINE N°: 01270 508538


REP.IRELAND HELPLINE N°: 1800 995 036

WEBSITE: www.qesh.co.uk

EMAIL: enquiries@qesh.co.uk

AUX



Using AUX Mode

To setup the speaker to use the AUX function, open the dust cover and insert a 3.5mm, 3 pole AUX cable (not supplied) into the AUX IN port and the other end in to the audio out/headphone port of the device you want to connect to. When the speaker is on press the  button to change from bluetooth mode to AUX mode. A white LED will light up to indicate it is in AUX mode. Use the connected device's controls to play music, etc as normal.

It is recommended that the connected device is set on max volume.

Volume

Volume Control

This speaker has an independent volume control. Press either the  button or the  button to increase or decrease the output volume. Maximum volume is indicated by a briefly flashing white or blue LED depending on the mode the speaker is in.

After Sales Support

UK/N.IRELAND HELPLINE N°: 01270 508538

REP.IRELAND HELPLINE N°: 1800 995 036

WEBSITE: www.qesh.co.uk

EMAIL: enquiries@qesh.co.uk

FAQ

Problem	Cause	Solution
Bluetooth dropping out after a few minutes.	Full device cache. Low Power.	Manually clear the device's cache & restart the device. Turn the speaker off and recharge them.
Stuttering/delay music.	Too many processes running on device. Corrupt bluetooth profile. Interference.	Close unused apps. Unpair & delete bluetooth profile, then re-pair device. Use away from high powered devices or strong RF signals.
No music	No compatible music app. A2DP is not available on your device. Speaker not paired. No power. Volume low.	Use a compatible music app. None. Check Bluetooth is on & the device is connected. Turn on or recharge the speaker. Turn the volume up.

Please note:

Smartphones running Windows Mobile or Firefox operating system may have pairing and/or use issues. Motorola Motos, Nokia Lumias, HTC Mini/Radars and budget smartphones may also experience connectivity issues.

After Sales Support

UK/N.IRELAND HELPLINE N^o: 01270 508538
REP.IRELAND HELPLINE N^o: 1800 995 036
WEBSITE: www.quesh.co.uk
EMAIL: enquiries@quesh.co.uk

Specifications

Outdoor Wireless Speaker

Weight: 320g Approx
Dimensions: 57mm x 127mm x 137mm
Audio Type: Mono
Speaker: 5W
Speaker Size 76mm
Maximum Speaker Output: Approx. 88dB
AUX IN Port: 3.5mm
Charge Port Type: Micro USB
Maximum Power Source: 5V/1A
Minimum Power Source: 5V/500mAh
Charge Time: Up to 5 Hours
Play time: Up to 5 Hours
Standby time: Up to 75 Hours
Battery Type: Rechargeable Li-Ion
Battery Capacity: 1500mAh
Bluetooth Ver.: 4.1
Bluetooth Range 10 meter
Bluetooth Frequency: 2.4Ghz
Bluetooth Protocol: A2DP, AVRCP, HFP
IP Rating: IP33

Qesh Ltd hereby declares that this radio is in compliance with the essential requirements and other relevant provisions of Directive RED 2014/53/EU.

After Sales Support

UK/N.IRELAND HELPLINE N^o: 01270 508538
REP.IRELAND HELPLINE N^o: 1800 995 036
WEBSITE: www.qesh.co.uk
EMAIL: enquiries@qesh.co.uk

INTENTIONALLY LEFT BLANK

After Sales Support

UK/N.IRELAND HELPLINE N^o: 01270 508538

REP.IRELAND HELPLINE N^o: 1800 995 036

WEBSITE: www.qesh.co.uk

EMAIL: enquiries@qesh.co.uk



Warranty Certificate

Warranty

This product is warranted to be free from defects in workmanship and parts for a period of 36 months from the date of purchase. Defects that occur within this warranty period, under normal use and care, will be repaired, replaced or refunded at our discretion, solely at our option with no charge for parts and labour. The benefits covered by this warranty are in addition to all rights and remedies in respect of the product the consumer has under existing U.K. laws.

Proof of Purchase

This warranty is valid for the original purchase and is not transferable. Please keep your purchase receipt as proof of purchase (approved outlet) and as proof of the date of when the purchase was made (start of warranty). The receipt must be presented with the warranty card when making a claim under this warranty.

Service during the Warranty Period

Please ensure the product is properly packaged so as to ensure that no damage occurs in transit. Also make sure that you have included a detailed explanation of the problem.

Extent of the Warranty

This warranty is limited to defects in workmanship or parts. All defective products or parts will be repaired or replaced. This warranty does not extend to accessories.

Normal Wear and Tear

This warranty does not cover normal wear and tear of the product or parts.

Exclusions

This warranty does not cover the following:

- Any defect caused by accident, misuse, abuse, improper installation or operation, lack of reasonable care, unauthorised modification, loss of parts, tampering or attempted repair by a person not authorised by the distributor.
- Any product that has been damaged by lightning strike either directly or indirectly, or on a mains or vehicle outlet power surge or liquid ingress.
- Any product that has not been installed, operated or maintained in accordance with the manufacturer's operating instructions provided with the product.
- Any product that has been used for purposes other than domestic use.
- The product if it is located outside of the U.K. and Ireland
- Any damage caused by improper power input or improper cable connection.

This warranty does not affect your statutory rights.

After Sales Support

UK/N.IRELAND HELPLINE N°: 01270 508538
REP.IRELAND HELPLINE N°: 1800 995 036
WEBSITE: www.quesh.co.uk
EMAIL: enquiries@quesh.co.uk





Warranty Card

Outdoor Wireless Speaker

Model Number: 84224

Please keep your purchase receipt together with your warranty card

Name: _____

Address: _____

 _____

Date of purchase: _____

Location of purchase: _____

Fault Description:	Office Use: <input type="checkbox"/> Repaired <input type="checkbox"/> Replaced <input type="checkbox"/> Other <input type="checkbox"/>

We recommend that you attach a photocopy of your receipt, showing the date of purchase, to this warranty card and keep it for your reference. In the event of a product fault, please call the After Sales Support team. Please ensure that you have the product details (as shown on this card) to hand so that the support team are able to respond as quickly and efficiently as possible.

After Sales Support
UK/N.IRELAND HELPLINE N°: 01270 508538
REP.IRELAND HELPLINE N°: 1800 995 036
WEBSITE: www.quesh.co.uk
EMAIL: enquiries@quesh.co.uk

Warranty Service Address
QESH LTD,
B7, FIRST BUSINESS PARK
FIRST AVENUE, CREWE, CHESHIRE.
CW1 6BG



