



Bluetooth® Car Speaker

MODEL NUMBER: 77320

USER GUIDE

After Sales Support

UK/N.IRELAND HELPLINE N°: 01270 508538
REP.IRELAND HELPLINE N°: 1800 995 036
WEBSITE: www.qesh.co.uk
EMAIL: enquiries@qesh.co.uk



Contents

1. Welcome Section
2. General Information & Safety Instructions
3. Contents & Features
4. Layout & Controls
5. Fitting The Speaker
 - Fitting the Mount
 - Installing the Speaker
6. Charging Instructions
 - Charging the Speaker
 - Low Power
 - Checking the Adaptor
7. Turning On & Off
 - Turning On
 - Turning Off
7. Pairing
 - Pairing a Mobile Phone
 - Pairing a Second Mobile Phone
8. Using the Speaker
 - Volume Control
 - Answering or Ending a Call
 - Rejecting an Incoming Call
 - Call Last Number
 - Transferring a Call (Mode Button)
 - Making a Call
9. LED indicators
 - General LED Indicators
10. Legal Requirements
11. Specifications

After Sales Support

UK/N.IRELAND HELPLINE N^o: 01270 508538
REP.IRELAND HELPLINE N^o: 1800 995 036
WEBSITE: www.qesh.co.uk
EMAIL: enquiries@qesh.co.uk

Welcome Section

Congratulations!

You have made an excellent choice with the purchase of this quality MAXTEK® product.

By doing so you now have the assurance and peace of mind which comes from purchasing a product that has been manufactured to the highest standards of performance and safety, supported by the high quality standards of Qesh Ltd.

We want you to be completely satisfied with your purchase so this MAXTEK® product is backed by a comprehensive manufacturer's 3 year warranty and outstanding after sales service through our dedicated helpline.

We hope you enjoy using this product for many years to come.

If you require technical support or in the unlikely event that your purchase is faulty, please telephone or email our helpline for immediate assistance. Faulty product claims made within the 3 year warranty period will be repaired or replaced free of charge provided that you have a satisfactory proof of purchase (keep your receipt safe). This does not affect your statutory rights. However be aware that the warranty will become null and void if the product is found to have been deliberately damaged, misused and/or disassembled.

After Sales Support

UK/N.IRELAND HELPLINE N°: 01270 508538
REP.IRELAND HELPLINE N°: 1800 995 036
WEBSITE: www.qesh.co.uk
EMAIL: enquiries@qesh.co.uk



General information & Safety Instructions

Rechargeable 500mAH Lithium battery inside the speaker.


Do not dispose of batteries in your household waste.

Please contact your local authority for details on safe disposal.



- Never throw batteries into a fire or expose to excessive heat sources.
- If batteries are swallowed, please seek immediate medical attention.
- Always ensure correct +/- battery polarity when installing batteries.
- Do not recharge non-rechargeable batteries.

Batteries, should not be thrown away with your household waste. Contact your local authority waste disposal department, as they will be able to provide details of the recycling options available in your area.



Electrical and electronic equipment (EEE) contains materials, parts and substances, which can be dangerous to the environment and harmful to human health. Therefore waste electrical and electronic equipment (WEEE) must be disposed of correctly.

Equipment, which is marked with the WEEE logo (as shown on the left), should not be thrown away with your household waste. Contact your local authority waste disposal department, as they will be able to provide details of the recycling options available in your area.



Qesh Ltd hereby declares that this bluetooth car speaker is in compliance with the essential requirements and other relevant provisions of Directive 1999/5/EC and 2014/53/EU.

The full text of the EU declaration of conformity is available at: www.qesh.co.uk

After Sales Support

UK/N.IRELAND HELPLINE N^o: 01270 508538

REP.IRELAND HELPLINE N^o: 1800 995 036

WEBSITE: www.qesh.co.uk

EMAIL: enquiries@qesh.co.uk

Contents & Features

Contents

- 1 x Bluetooth car speaker
- 1 x Clip
- 1 x USB Charge cable
- 1 x In-car USB adaptor

Features

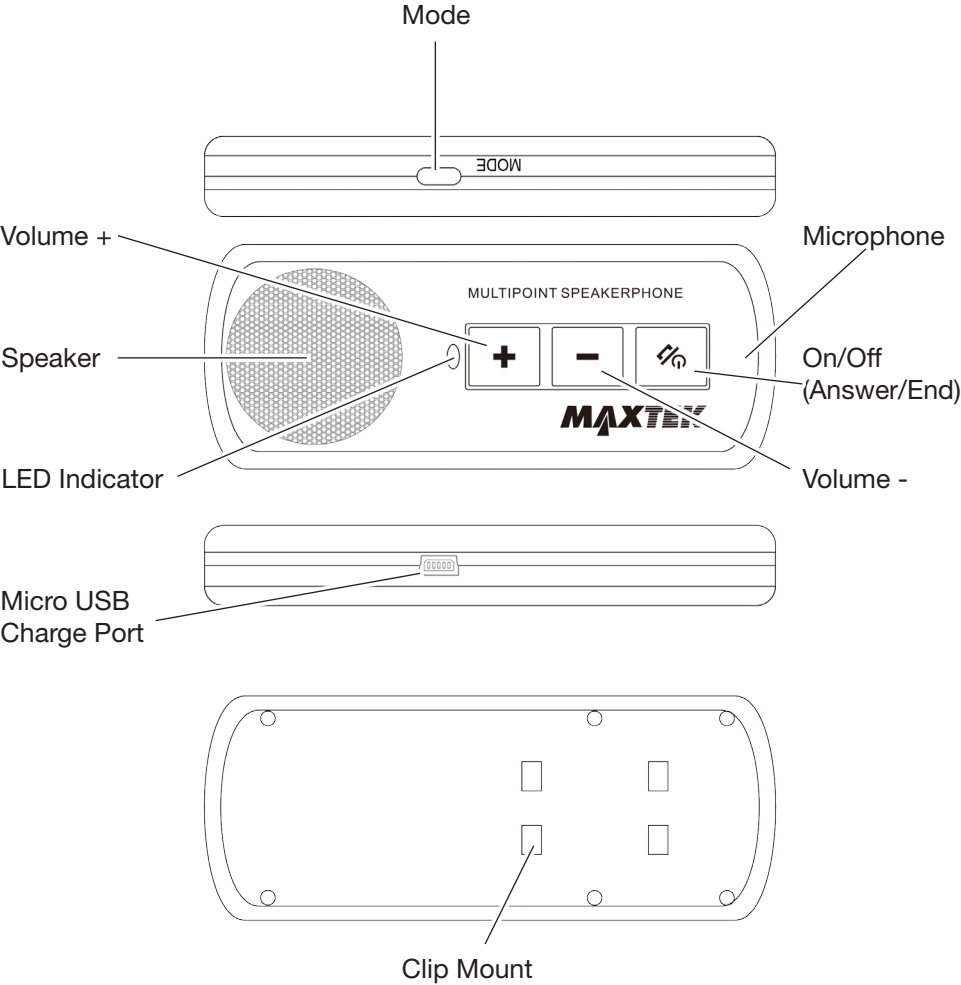
- Bluetooth: V2.0
- Frequency Range: 2.4GHz
- Bluetooth Mode: A2DP & HFP
- Operation Range: Up to approximately 10 metres
- Talk Time: Up to 7 hours
- Standby Time: Up to 100 hours
- Charging Time: 3 hours
- DSP echo cancellation
- Connects two mobile phones
- In-built Microphone
- 0.5W Speaker

This speaker is for **calls only**. It cannot stream music.

After Sales Support

UK/N.IRELAND HELPLINE N^o: 01270 508538
REP.IRELAND HELPLINE N^o: 1800 995 036
WEBSITE: www.quesh.co.uk
EMAIL: enquiries@quesh.co.uk

Layout & Controls



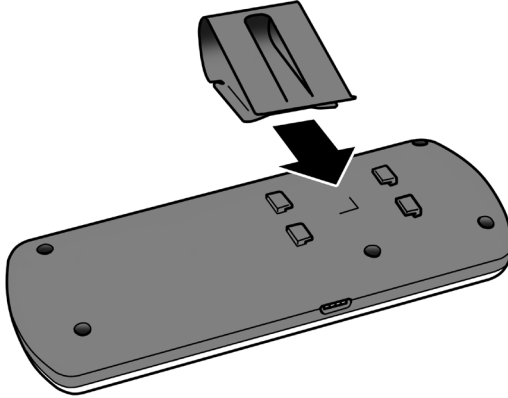
After Sales Support

UK/N.IRELAND HELPLINE N°: 01270 508538
REP.IRELAND HELPLINE N°: 1800 995 036
WEBSITE: www.qesh.co.uk
EMAIL: enquiries@qesh.co.uk

Fitting The Speaker

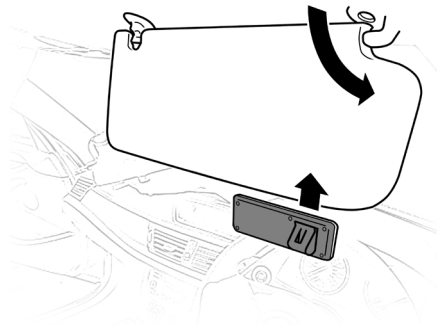
Fitting the Mount

Slide the clip in to the clip mounts on the back of the speaker.



Installing the Speaker

After the clip has been securely fitted to the back of the speaker, pull the sun visor down, slide the speaker clip onto the edge of the vehicles sun visor. Make sure that when the visor is raised that the speaker faces down towards the driver or passenger.



After Sales Support

UK/N.IRELAND HELPLINE N^o: 01270 508538
REP.IRELAND HELPLINE N^o: 1800 995 036
WEBSITE: www.qesh.co.uk
EMAIL: enquiries@qesh.co.uk

Charging Instructions

Charging the Speaker

Before using the device you will need to fully charge it.

Insert the USB charge cable into the micro USB port in the speaker and the other end into a standard PC/Laptop USB port or the In-car USB adaptor supplied.

DO NOT USE A USB MAINS ADAPTOR OVER 5V/500mAh

When charging you will see a red LED. Once the charge is complete the red LED will turn off. A full charge normally takes about 3 hours.

Low Power

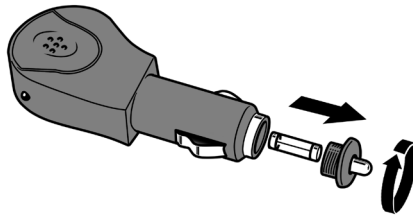
The red LED will flash every 3 seconds when the battery power level drops too low. You will have 30 seconds to put the speaker on to charge or it will turn itself off.

Please Note:

To maintain your battery please use it until flat and fully charge it for about 6 cycles, then drain it through use and fully charge it once a month after that. If you've left your battery without charge for a while it will take a few minutes for the LED indicator to show.

Checking the In-car Adaptor

The in-car adaptor has a standard F2AL250V fuse. Please check this if the adaptor appears not to be working by unscrewing the end cap and checking the replaceable fuse.



Please Note:

This is a DC5-6V, 400mAh In-Car USB adaptor.

After Sales Support

UK/N.IRELAND HELPLINE N^o: 01270 508538
REP.IRELAND HELPLINE N^o: 1800 995 036
WEBSITE: www.qesh.co.uk
EMAIL: enquiries@qesh.co.uk

Turning On/Off

Turning On

To turn the speaker on, press and hold the 'On/Off' button for 3 seconds until you hear a beep.

Turning Off

To turn the speaker off, press and hold the 'On/Off' button for 3 seconds until you hear a beep. The LED light will turn off.

Pairing

Pairing a Mobile Phone

When the speaker is turned on it is automatically in pairing mode indicated by a red and blue flashing LED.

Search for "BT Speaker" in your available devices list and select it to pair. The pairing is automatic but if your mobile asks for a code please use "0000". A beep will confirm that the pairing is successful and the LED will change to a constant blue light.

Pairing a Second Mobile Phone

Turn the speaker off and disable the previous mobile phone's bluetooth function. Turn the speaker on and search for "BT Speaker" on the second mobile phone's available devices list and select it. The pairing is automatic but if your mobile asks for a code please use "0000". A beep will confirm that the pairing is successful. Turn on the bluetooth function of the first mobile phone to complete pairing two mobile phones to the speaker.

Please Note:

The speaker will automatically connect to the last device it was paired to providing the device's bluetooth is turned on.

After Sales Support
UK/N.IRELAND HELPLINE N°: 01270 508538
REP.IRELAND HELPLINE N°: 1800 995 036
WEBSITE: www.qesh.co.uk
EMAIL: enquiries@qesh.co.uk

Using the Speaker

Volume Controls

Use the '+' or '-' buttons to increase or decrease the volume level with a quick press.

Answering or Ending a Call

Press the 'On/Off' button to answer or end an incoming call.

Rejecting an Incoming Call

Press 'On/Off' button twice quickly to reject an incoming call.

Call Last Number

Double press the 'On/Off' button to call the last number on the current connected mobile phone.

Transferring a Call (Mode Button)

You can change between the Speaker and the mobile phone to interact with a call by pressing the 'Mode' button.

Making a Call

If your mobile phone supports voice activated dialing you can use this feature to make out going calls. If your phone does not support voice activated dialing then you will have to select a number to dial.

After Sales Support

UK/N.IRELAND HELPLINE N^o: 01270 508538

REP.IRELAND HELPLINE N^o: 1800 995 036

WEBSITE: www.qesh.co.uk

EMAIL: enquiries@qesh.co.uk

LED Indicators

General LED Notifications

The LEDs indicates various modes that the speaker is in.

Status	Red LED	Blue LED	Audio Alert
On	On for 3 Seconds	Off	Yes
Off	Off	Off	Yes
Standby	-	Flash every 3 seconds	-
In use	-	Continuous flashing	Yes
Pairing mode	Continuous alternate flashing		Yes
Charging	Constant	Off	-
Complete Charging	Off	Off	-
Disconnected	Flash every 3 seconds	Flash every 3 seconds	Yes
Low Power	Continuously flashing	-	Yes

After Sales Support

UK/N.IRELAND HELPLINE N°: 01270 508538
REP.IRELAND HELPLINE N°: 1800 995 036
WEBSITE: www.quesh.co.uk
EMAIL: enquiries@quesh.co.uk

Legal Requirements

When you can use a phone in your vehicle

If you're the driver, you can only use your phone in a vehicle if you:


- need to call 999 or 112 in an emergency and it's unsafe or impractical to stop.
- are safely parked,
(This does not include stopping at lights or in a queue).

Using hands-free devices when driving

You can use hands-free phones, sat navs and 2-way radios when you're driving or riding. However if the police think you're distracted and not in control of your vehicle you could still get stopped and penalised.

Window Screen Obstruction

Do not attempt to charge the Speaker while it is mounted on the sun visor. The cable will fall into the light and dark pink zone,



you will be committing a serious driving offence (dangerous driving) as your view is obstructed.

After Sales Support

UK/N.IRELAND HELPLINE N°: 01270 508538

REP.IRELAND HELPLINE N°: 1800 995 036

WEBSITE:

www.qesh.co.uk

EMAIL:

enquiries@qesh.co.uk

Specification

Bluetooth Headphones

- Bluetooth: V2.0
- Frequency Range: 2.4GHz
- Bluetooth Mode: A2DP & HFP
- Operation Range: Up to approximately 10 metres
- Talk Time: Up to 7 hours
- Standby Time: Up to 100 hours
- DSP echo cancellation
- Mono 0.5W Speaker
- Connects two mobile phones
- In-built Microphone
- Battery: 3.7V DC, 500mAH rechargeable lithium battery
- Charging Time: 3 hours
- DC Charger: DC5-6V, 400mAH
- Weight: 70g
- Dimensions: 11.5cm x 4.5cm x 1.4cm

After Sales Support

UK/N.IRELAND HELPLINE N^o: 01270 508538
REP.IRELAND HELPLINE N^o: 1800 995 036
WEBSITE: www.quesh.co.uk
EMAIL: enquiries@quesh.co.uk

Quesh Ltd hereby declares that this product is in compliance with the essential requirements and other relevant provisions of Directive 1999/5/EC.

Quesh Ltd hereby declares that this radio is in compliance with the essential requirements and other relevant provisions of Directive 1999/5/EC.



Warranty Certificate

Warranty

This product is warranted to be free from defects in workmanship and parts for a period of 36 months from the date of purchase. Defects that occur within this warranty period, under normal use and care, will be repaired, replaced or refunded at our discretion, solely at our option with no charge for parts and labour. The benefits conferred by this warranty are in addition to all rights and remedies in respect of the product the consumer has under existing U.K. laws.

Proof of Purchase

This warranty is valid for the original purchase and is not transferable.

Please keep your purchase receipt as proof of purchase and as proof of the date of when the purchase was made. The receipt must be presented with the warranty card when making a claim under this warranty.

Service during the Warranty Period

Please ensure the product is properly packaged so as to ensure that no damage occurs in transit. Also make sure that you have included a detailed explanation of the problem.

Extent of the Warranty

This warranty is limited to defects in workmanship or parts. All defective products or parts will be repaired or replaced. This warranty does not extend to accessories.

Normal Wear and Tear

This warranty does not cover normal wear and tear of the product or parts.

Exclusions

This warranty does not cover the following:

- Any defect caused by accident, misuse, abuse, improper installation or operation, lack of reasonable care, unauthorised modification, loss of parts, tampering or attempted repair by a person not authorised by the distributor.
- Any product that has been damaged by lightning strike either directly or indirectly, or on a main's or vehicle outlet power surge or liquid ingress.
- Any product that has not been installed, operated or maintained in accordance with the manufacturer's operating instructions provided with the product.
- Any product that has been used for purposes other than domestic use.
- The product if it is located outside of the U.K. and Ireland
- Any damage caused by improper power input or improper cable connection.

Your statutory rights are not affected.

After Sales Support

UK/N.IRELAND HELPLINE N°: 01270 508538

REP.IRELAND HELPLINE N°: 1800 995 036

WEBSITE: www.qesh.co.uk

EMAIL: enquiries@qesh.co.uk





Warranty Card

Bluetooth Car Speaker

Model Number: 77320

Please keep your purchase receipt together with your warranty card

Name: _____

Address: _____

 _____

Date of purchase: _____

Location of purchase: _____

Fault Description:

We recommend that you attach a photocopy of your receipt, showing the date of purchase, to this warranty card and keep it for your reference. In the event of a product fault, please call the After Sales Support team. Please ensure that you have the product details (as shown on this card) to hand so that the support team are able to respond as quickly and efficiently as possible.

After Sales Support

UK/N.IRELAND HELPLINE N^o: 01270 508538
REP.IRELAND HELPLINE N^o: 1800 995 036
WEBSITE: www.qesh.co.uk
EMAIL: enquiries@qesh.co.uk

Warranty Service Address

QESH LTD,
B7, FIRST BUSINESS PARK
FIRST AVENUE, CREWE, CHESHIRE.
CW1 6BG



The Bluetooth® word mark and logos are registered trademarks owned by Bluetooth SIG, Inc., and any use of such marks is under license. Other trademarks and trade names are those of their respective owners.