



## Wireless Headphones

**MODEL NUMBER: 78612**

**USER GUIDE**

### **After Sales Support**

UK/N.IRELAND HELPLINE N°: 01270 508538

REP.IRELAND HELPLINE N°: 1800 995 036

WEBSITE: [www.quesh.co.uk](http://www.quesh.co.uk)

EMAIL: [enquiries@quesh.co.uk](mailto:enquiries@quesh.co.uk)



# Contents

1. Welcome Section
2. General Information & Safety Instructions
3. Contents & Features
4. Layout & Controls
5. Charging
  - Power On/Off
  - Standby/Power Off
6.
  - Pairing
  - Basic Controls
  - AUX
7. Specifications

## After Sales Support

UK/N.IRELAND HELPLINE N°: 01270 508538

REP.IRELAND HELPLINE N°: 1800 995 036

WEBSITE: [www.qesh.co.uk](http://www.qesh.co.uk)

EMAIL: [enquiries@qesh.co.uk](mailto:enquiries@qesh.co.uk)

# Welcome Section

Congratulations!

You have made an excellent choice with the purchase of this quality MAXTEK® product.

By doing so you now have the assurance and peace of mind which comes from purchasing a product that has been manufactured to the highest standards of performance and safety, supported by the high quality standards of Qesh Ltd.

We want you to be completely satisfied with your purchase so this MAXTEK® product is backed by a comprehensive manufacturer's 3 year warranty and outstanding after sales service through our dedicated helpline.

We hope you enjoy using this product for many years to come.

If you require technical support or in the unlikely event that your purchase is faulty, please telephone our helpline for immediate assistance. Faulty product claims made within the 3 year warranty period will be repaired or replaced free of charge provided that you have a satisfactory proof of purchase (keep your receipt safe). This does not affect your statutory rights. However be aware that the warranty will become null and void if the product is found to have been deliberately damaged, misused and/or disassembled.

## After Sales Support

UK/N.IRELAND HELPLINE N°: 01270 508538  
REP.IRELAND HELPLINE N°: 1800 995 036  
WEBSITE: [www.qesh.co.uk](http://www.qesh.co.uk)  
EMAIL: [enquiries@qesh.co.uk](mailto:enquiries@qesh.co.uk)



# General Information & Safety Instructions

## Battery Care


To get the best out of the battery, fully charge and use until flat for the first 5-6 times. Then use until flat and fully charge at least once a month.

Prolonged storage without charge may cause damage to the battery and result in poor to no charge. It is recommended you fully charge the battery every 6 months for long term storage to keep the battery in good condition.

These Bluetooth headphones are powered by a 500mAh lithium battery.


Do not dispose of batteries in your household waste.

Please contact your local authority for details on safe disposal.



- Never throw batteries into a fire or expose to excessive heat sources.
- If batteries are swallowed, please seek immediate medical attention.
- Always ensure correct +/- battery polarity when installing batteries.
- Do not recharge non-rechargeable batteries.

Equipment, which is marked with the WEEE logo (as shown on the left), should not be thrown away with your household waste. Contact your local authority waste disposal department, as they will be able to provide details of the recycling options available in your area.



Electrical and electronic equipment (WEEE) contains materials, parts and substances, which can be dangerous to the environment and harmful to human health if the waste of electrical and electronic equipment (WEEE) is not disposed of correctly.

Equipment, which is marked with the WEEE logo (as shown on the left), should not be thrown away with your household waste. Contact your local authority waste disposal department, as they will be able to provide details of the recycling options available in your area.

The full text of the EU Declaration of Conformity is available at:  
[www.qesh.co.uk](http://www.qesh.co.uk).

### After Sales Support

UK/N.IRELAND HELPLINE N<sup>o</sup>: 01270 508538  
REP.IRELAND HELPLINE N<sup>o</sup>: 1800 995 036  
WEBSITE: [www.qesh.co.uk](http://www.qesh.co.uk)  
EMAIL: [enquiries@qesh.co.uk](mailto:enquiries@qesh.co.uk)

# Contents & Features

## Contents

- 1 x Wireless Headphones
- 1 x Charge cable

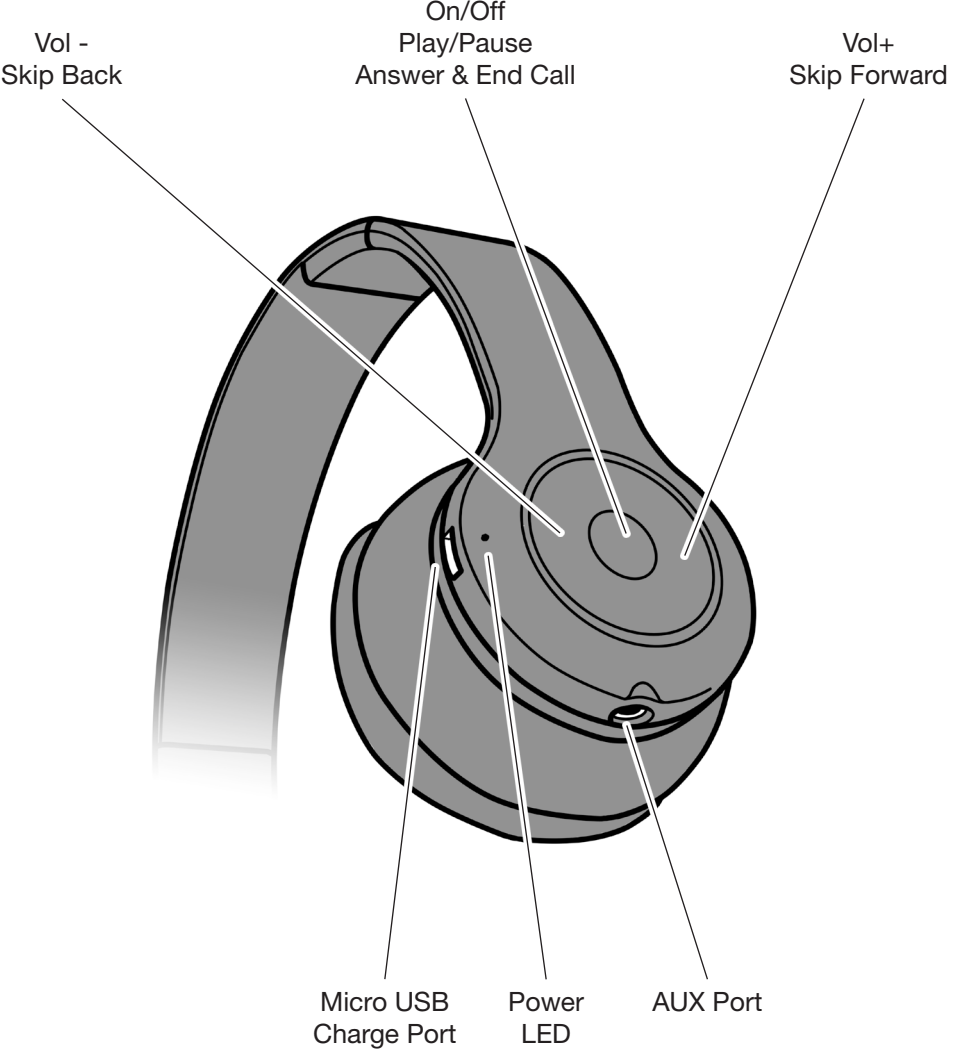
## Features

- Bluetooth version 4.1
- Bluetooth protocol AD2P, AVRCP, HSP, HFP
- Upto 10m bluetooth range
- Upto 10 Hours active use
- 48 days Standby mode
- 3-4 Hours charge Time
- AUX port

### After Sales Support

UK/N.IRELAND HELPLINE N°: 01270 508538  
REP.IRELAND HELPLINE N°: 1800 995 036  
WEBSITE: [www.qesh.co.uk](http://www.qesh.co.uk)  
EMAIL: [enquiries@qesh.co.uk](mailto:enquiries@qesh.co.uk)

# Layout & Controls



**After Sales Support**

UK/N.IRELAND HELPLINE N°: 01270 508538  
REP.IRELAND HELPLINE N°: 1800 995 036  
WEBSITE: [www.qesh.co.uk](http://www.qesh.co.uk)  
EMAIL: [enquiries@qesh.co.uk](mailto:enquiries@qesh.co.uk)

# Charging

Before using the bluetooth headphones for the first time please make sure they are fully charged.

Connect the supplied charge cable to the headphones and a suitable 5V/300mAh power supply. A PC or Laptop USB port is preferable.

When the headphones are charging a red LED will light up and then go out once fully charged.

If the LED is flashing red the headphones are low on power.

# Turning On/Off

Press and hold the center button for 3 seconds to turn on the headphones. An audio alert 'power on' will confirm they are on.

Press and hold the center button until the audio alert states 'power off', then the headphones will turn off.

# Standby/Power Off

If the headphones are left inactive for 3 minutes the headphones will change to standby mode. Press any button to bring the headphones out of standby mode.

If the headphones are left inactive for 30 minutes they will turn themselves off.

## After Sales Support

UK/N.IRELAND HELPLINE N°: 01270 508538

REP.IRELAND HELPLINE N°: 1800 995 036

WEBSITE: [www.qesh.co.uk](http://www.qesh.co.uk)

EMAIL: [enquiries@qesh.co.uk](mailto:enquiries@qesh.co.uk)

# Pairing

To pair the headphones firstly make sure they are turned off and your phone has it's bluetooth active. Press and hold the on button until you hear the audio alert 'Ready to Pair' and the LED is flashing blue and red. Search for the device named 'MAXTEK AUDIO' then select it to pair the device. If you are successful the LED will turn blue.

# Basic Controls

The centre button:

- Power On/Off
- Play/Pause (Music Mode)
- Answer/End Call (Call Mode)

Left button:

- Volume -
- Skip Back (Music Mode)

Right button:

- Volume +
- Skip Forward (Music Mode)

# AUX

You can use these headphones as standard wired headphones. Connect a double ended 3.5mm audio cable (not supplied) to the device's headphone/audio out and the headphones AUX port. The headphone in-built controls will not work if the unit is used in this manner.

**After Sales Support**  
UK/N.IRELAND HELPLINE N<sup>o</sup>: 01270 508538  
REP.IRELAND HELPLINE N<sup>o</sup>: 1800 995 036  
WEBSITE: [www.qesh.co.uk](http://www.qesh.co.uk)  
EMAIL: [enquiries@qesh.co.uk](mailto:enquiries@qesh.co.uk)



# Specification

## Bluetooth Headphones

Bluetooth: Ver. 4.1  
Bluetooth Frequency: 2.4GHz  
Bluetooth Protocol: AD2P, AVRCP, HSP, HFP  
Bluetooth Range: Approx. 10m  
Standby Time: Up to 48 Days  
Active Use: Up to 10 Hours  
Charge Time: 3-4 Hours  
Battery: 500mAh rechargeable lithium  
Charge Requirement: 5V / 300mAh  
Weight: 175g

### After Sales Support

UK/N.IRELAND HELPLINE N<sup>o</sup>: 01270 508538  
REP.IRELAND HELPLINE N<sup>o</sup>: 1800 995 036  
WEBSITE: [www.qesh.co.uk](http://www.qesh.co.uk)  
EMAIL: [enquiries@qesh.co.uk](mailto:enquiries@qesh.co.uk)

Qesh Ltd hereby declares that this radio is in compliance with the essential requirements and other relevant provisions of Directive 2014/53/EU.



# Warranty Certificate

---

## Warranty

This product is warranted to be free from defects in workmanship and parts for a period of 36 months from the date of purchase. Defects that occur within this warranty period, under normal use and care, will be repaired, replaced or refunded at our discretion, solely at our option with no charge for parts and labour. The benefits covered by this warranty are in addition to all rights and remedies in respect of the product the consumer has under existing U.K. laws.

## Proof of Purchase

This warranty is valid for the original purchase and is not transferable.

Please keep your purchase receipt as proof of purchase and as proof of the date of when the purchase was made. The receipt must be presented with the warranty card when making a claim under this warranty.

## Service during the Warranty Period

Please ensure the product is properly packaged so as to ensure that no damage occurs in transit. Also make sure that you have included a detailed explanation of the problem.

## Extent of the Warranty

This warranty is limited to defects in workmanship or parts. All defective products or parts will be repaired or replaced. This warranty does not extend to accessories.

## Normal Wear and Tear

This warranty does not cover normal wear and tear of the product or parts.

## Exclusions

This warranty does not cover the following:

- Any defect caused by accident, misuse, abuse, improper installation or operation, lack of reasonable care, unauthorised modification, loss of parts, tampering or attempted repair by a person not authorised by the distributor.
- Any product that has been damaged by lightning strike either directly or indirectly, or on a main's or vehicle outlet power surge or liquid ingress.
- Any product that has not been installed, operated or maintained in accordance with the manufacturer's operating instructions provided with the product.
- Any product that has been used for purposes other than domestic use.
- The product if it is located outside of the U.K. and Ireland
- Any damage caused by improper power input or improper cable connection.

This warranty does not affect your statutory rights.

---

## After Sales Support

UK/N.IRELAND HELPLINE N°: 01270 508538

REP.IRELAND HELPLINE N°: 1800 995 036

WEBSITE: [www.qesh.co.uk](http://www.qesh.co.uk)

EMAIL: [enquiries@qesh.co.uk](mailto:enquiries@qesh.co.uk)





# Warranty Card

## Wireless Headphones

**Model Number: 78612**

Please keep your purchase receipt together with your warranty card

Name: \_\_\_\_\_

Address: \_\_\_\_\_

\_\_\_\_\_

 \_\_\_\_\_

Date of purchase: \_\_\_\_\_

Location of purchase: \_\_\_\_\_

**Fault Description:**

Office Use:  Repaired  Replaced  Other

We recommend that you attach a photocopy of your receipt, showing the date of purchase, to this warranty card and keep it for your reference. In the event of a product fault, please call the After Sales Support team. Please ensure that you have the product details (as shown on this card) to hand so that the support team are able to respond as quickly and efficiently as possible.

### After Sales Support

UK/N.IRELAND HELPLINE N<sup>o</sup>: 01270 508538  
REP.IRELAND HELPLINE N<sup>o</sup>: 1800 995 036  
WEBSITE: [www.qesh.co.uk](http://www.qesh.co.uk)  
EMAIL: [enquiries@qesh.co.uk](mailto:enquiries@qesh.co.uk)

### Warranty Service Address:

QESH LTD,  
B7, FIRST BUSINESS PARK  
FIRST AVENUE, CREWE, CHESHIRE.  
CW1 6BG



